

Active Tumor Necrosis Factor Receptor 1 (TNFR1) Instruction Manual

SBPB233Hu02

Homo sapiens (Human)

Buffer Formulation

20mM Tris, 150mM NaCl, pH8.0, containing 1mM EDTA, 1mM DTT, 0.01% SKL, 5% Trehalose and Proclin300.

Traits

Freeze-dried powder

Purity

> 90%

Isoelectric Point

7.1

Applications

Cell culture; Activity Assays.

ACTIVITY TEST

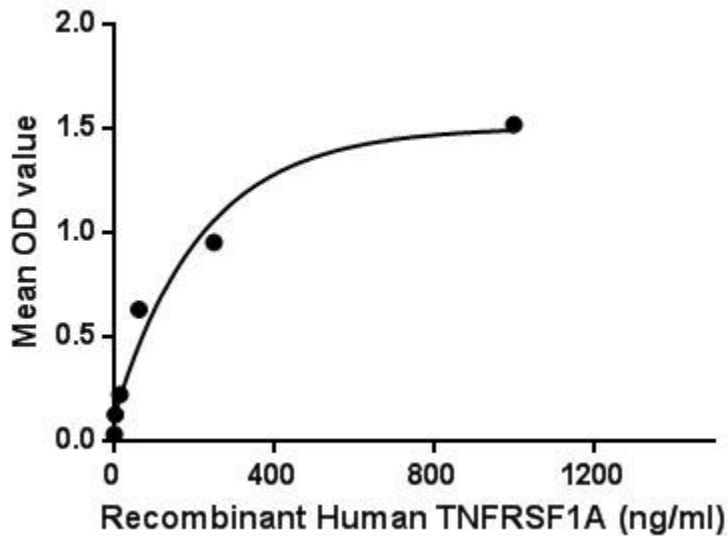


Figure. The binding activity of TNFRSF1A with GRN.

USAGE

Reconstitute in 20mM Tris, 150mM NaCl (pH8.0) to a concentration of 0.1-1.0 mg/mL. Do not vortex.

STORAGE

Avoid repeated freeze/thaw cycles. Store at 2-8°C for one month. Aliquot and store at -80°C for 12 months.

STABILITY

The thermal stability is described by the loss rate. The loss rate was determined by accelerated thermal degradation test, that is, incubate the protein at 37°C for 48h, and no obvious degradation and precipitation were observed. The loss rate is less than 5% within the expiration date under appropriate storage condition.

Image

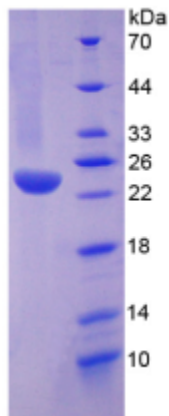


Figure. SDS-PAGE




Figure. Western Blot

[IMPORTANT NOTE]

The kit is designed for research use only, we will not be responsible for any issue if the kit was used in clinical diagnostic or any other procedures.