



SUNLONG

SunLong Biotech Co.,LTD

Tel: 0086-571-56623320 Fax:0086-571-56623318

E-mail:sales@sunlongbiotech.com

www.sunlongbiotech.com

## Ferritin Recombinant Rabbit mAb

SLM-63085R

**Product Name** Ferritin Recombinant Rabbit mAb

**Chinese Name** 铁蛋白 Recombinant rabbit monoclonal anti

**Alias** FTH1; Ferritin heavy chain; Ferritin heavy polypeptide 1; FHC; FTHL6; PIG15; PLIF; FTH;

**Immunogen Species** Rabbit

**Clonality** Recombinant

**Clone NO.** 11C10

**React Species** Human,Mouse,Rat

WB=1:500-2000,IHC-P=1:100-500,IHC-F=1:100-500,IF=1:100-500

**Applications** not yet tested in other applications.

optimal dilutions/concentrations should be determined by the end user.

**Theoretical molecular weight** 20 kDa

**Detection molecular weight**

**Form** Liquid

**Concentration** 1mg/ml

**immunogen** A synthesized peptide derived from human Ferritin: 65-100

**Lsotype** IgG

**Purification** affinity purified by Protein A

**Buffer Solution** 10mM phosphate buffered saline , pH 7.4, 150mM sodium chloride, 5% BSA, 2% sodium azide and 50% glycerol.

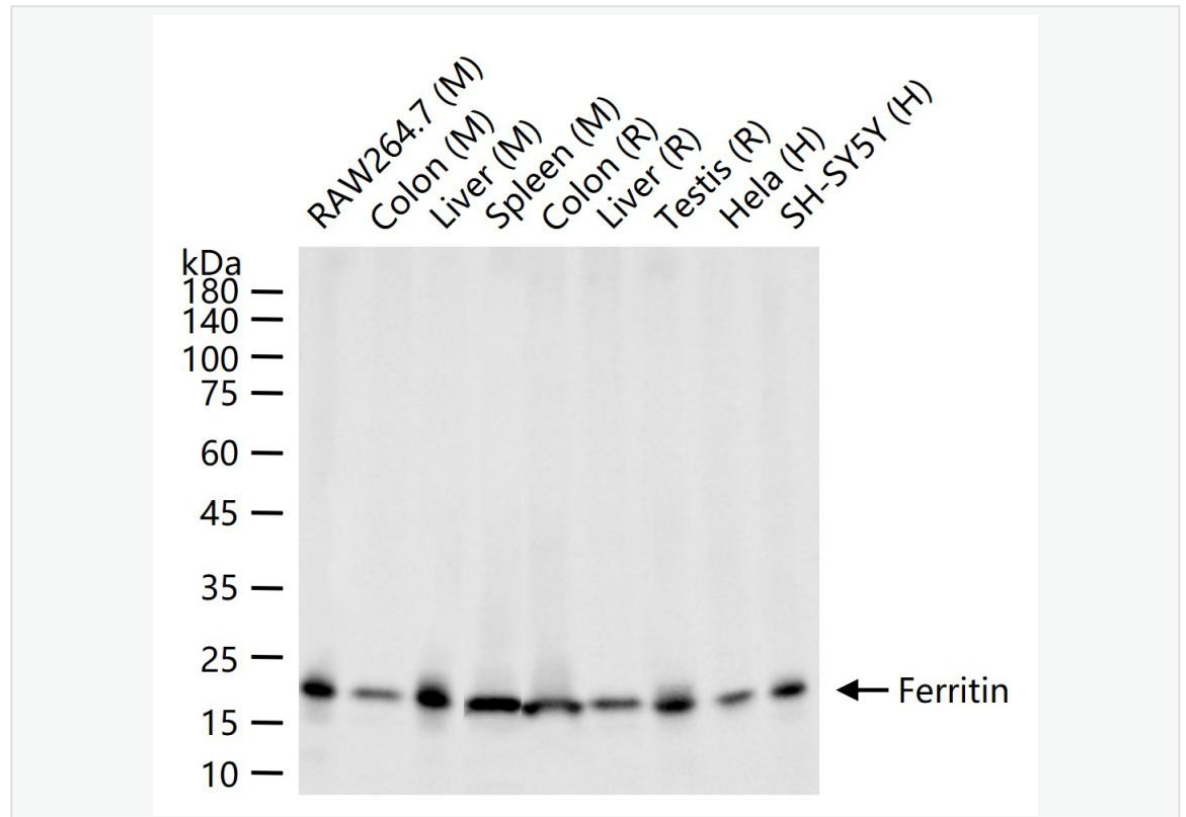
**Storage** Shipped at 4°C. Store at -20°C for one year. Avoid repeated freeze/thaw cycles.

**Attention** This product as supplied is intended for research use only, not for use in human, therapeutic or diagnostic applications.

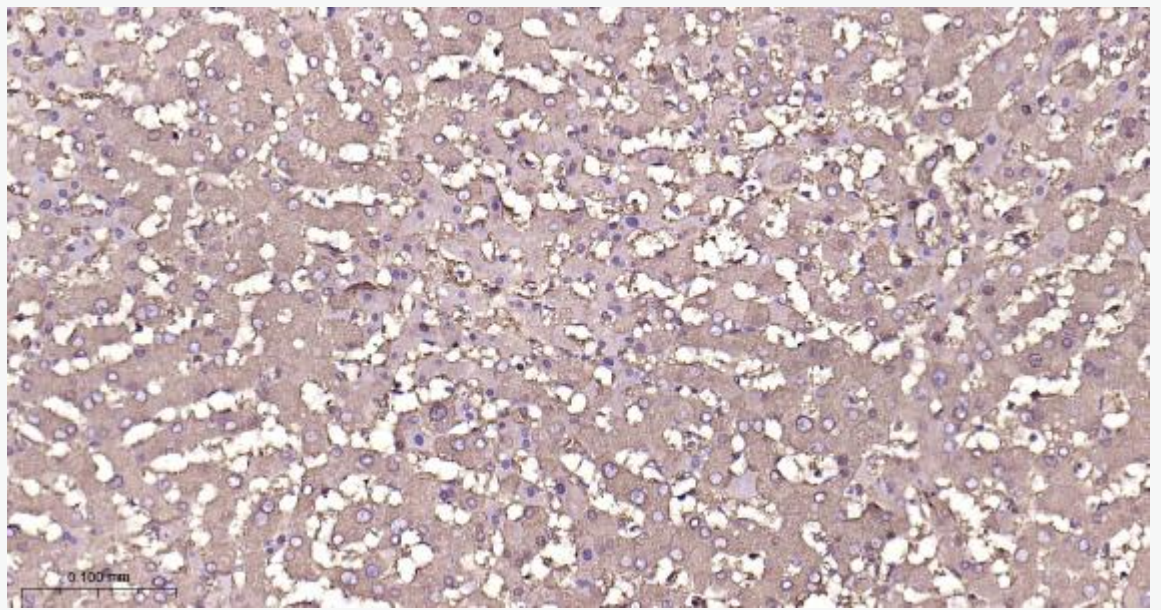
**PubMed** [PubMed](#)

**Product Detail**

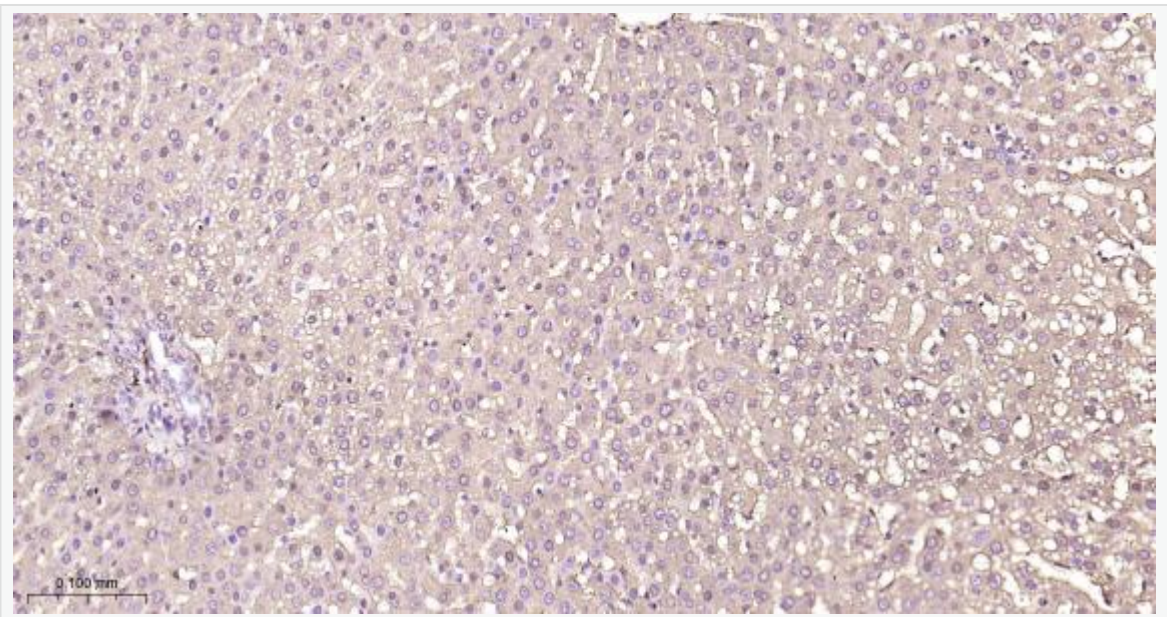
**Product  
Picture**



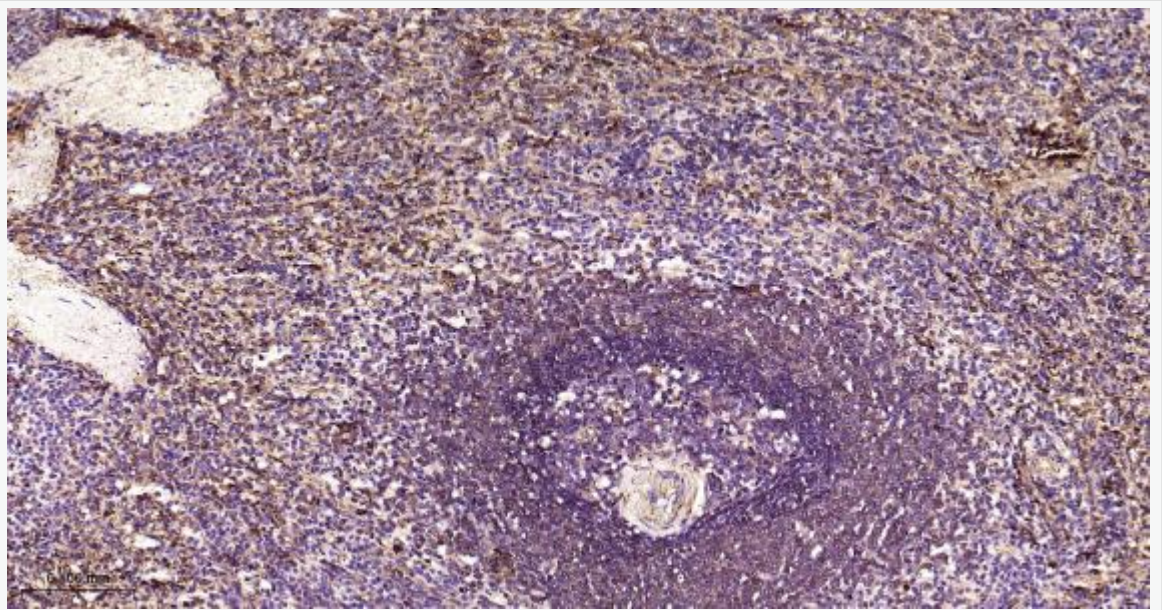
25 ug total protein per lane of various lysates (see on figure) probed with Ferritin monoclonal antibody, unconjugated (SLM-63085R) at 1:1000 dilution and 4°C overnight incubation. Followed by conjugated secondary antibody incubation at r.t. for 60 min.



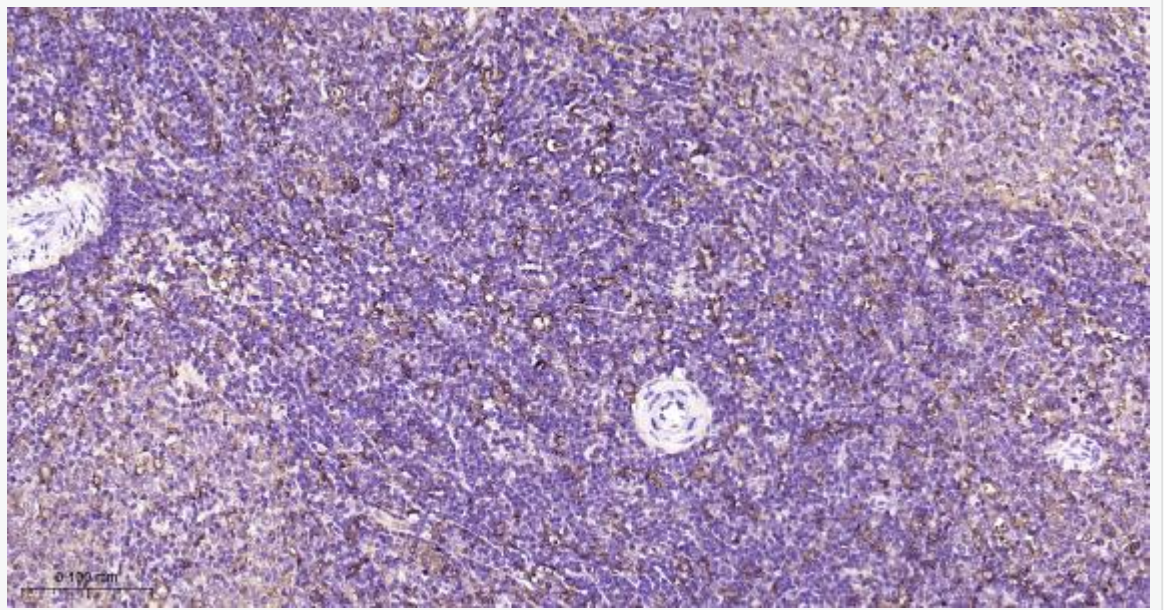
Paraformaldehyde-fixed, paraffin embedded Human Liver; Antigen retrieval by boiling in sodium citrate buffer (pH6.0) for 15 min; Antibody incubation with Ferritin Recombinant Monoclonal Antibody, Unconjugated(SLM-63085R) at 1:200 overnight at 4°C, followed by conjugation to the SL0295G-HRP and DAB (C-0010) staining.



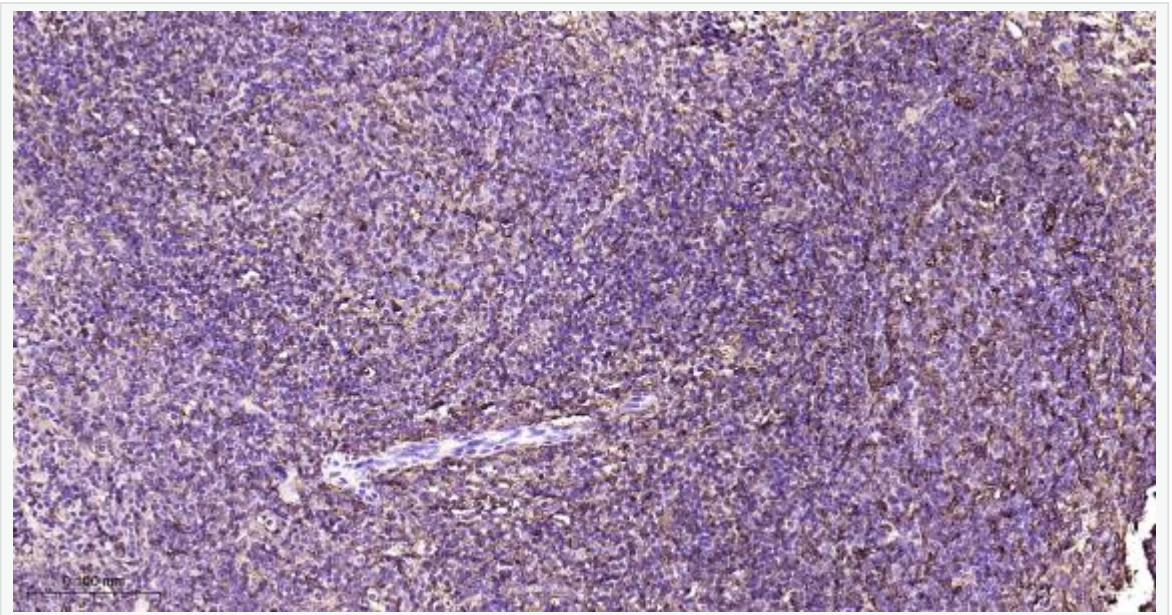
Paraformaldehyde-fixed, paraffin embedded Rat Liver; Antigen retrieval by boiling in sodium citrate buffer (pH6.0) for 15 min; Antibody incubation with Ferritin Recombinant Monoclonal Antibody, Unconjugated(SLM-63085R) at 1:200 overnight at 4°C, followed by conjugation to the SL0295G-HRP and DAB (C-0010) staining.



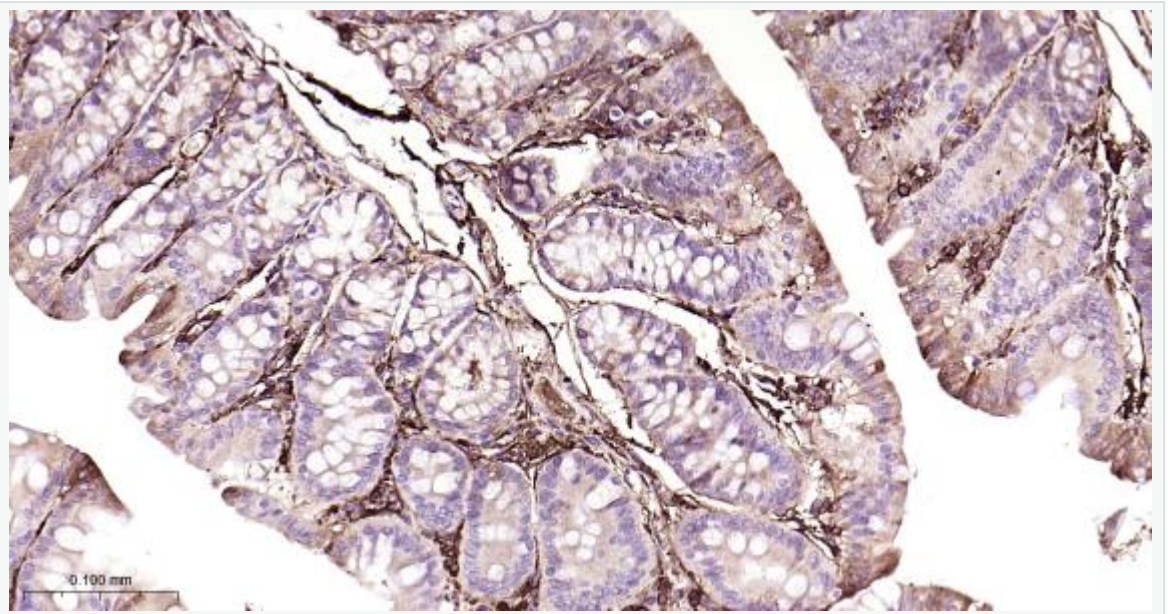
Paraformaldehyde-fixed, paraffin embedded Human Spleen; Antigen retrieval by boiling in sodium citrate buffer (pH6.0) for 15 min; Antibody incubation with Ferritin Recombinant Monoclonal Antibody, Unconjugated(SLM-63085R) at 1:200 overnight at 4°C, followed by conjugation to the SL0295G-HRP and DAB (C-0010) staining.



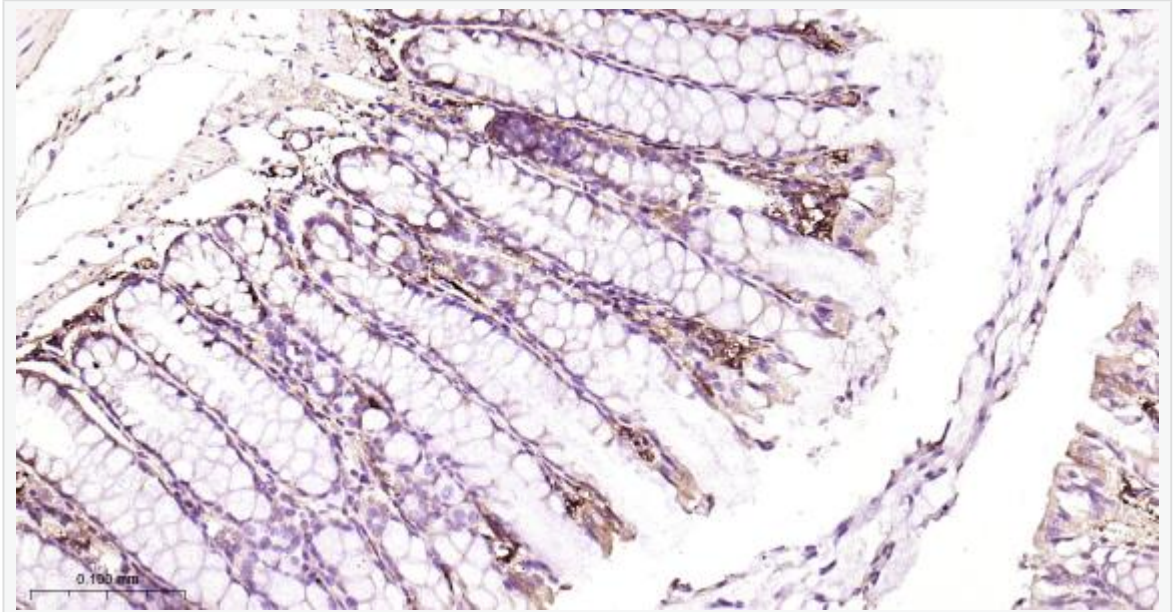
Paraformaldehyde-fixed, paraffin embedded Rat Spleen; Antigen retrieval by boiling in sodium citrate buffer (pH6.0) for 15 min; Antibody incubation with Ferritin Recombinant Monoclonal Antibody, Unconjugated(SLM-63085R) at 1:200 overnight at 4°C, followed by conjugation to the SL0295G-HRP and DAB (C-0010) staining.



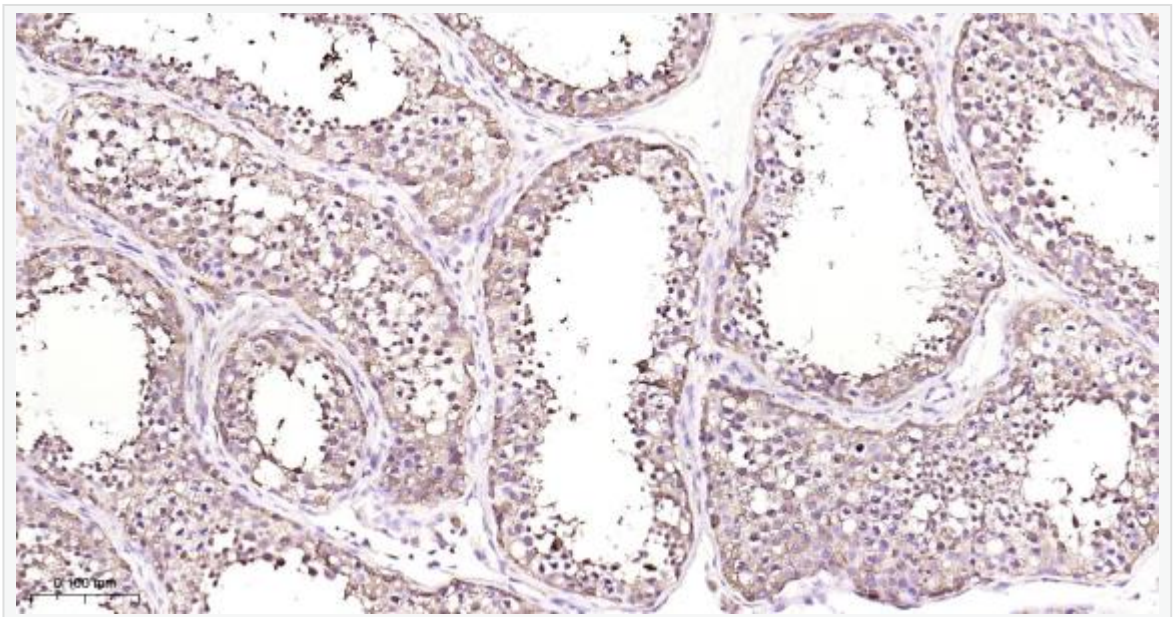
Paraformaldehyde-fixed, paraffin embedded Mouse Spleen; Antigen retrieval by boiling in sodium citrate buffer (pH6.0) for 15 min; Antibody incubation with Ferritin Recombinant Monoclonal Antibody, Unconjugated(SLM-63085R) at 1:200 overnight at 4°C, followed by conjugation to the SL0295G-HRP and DAB (C-0010) staining.



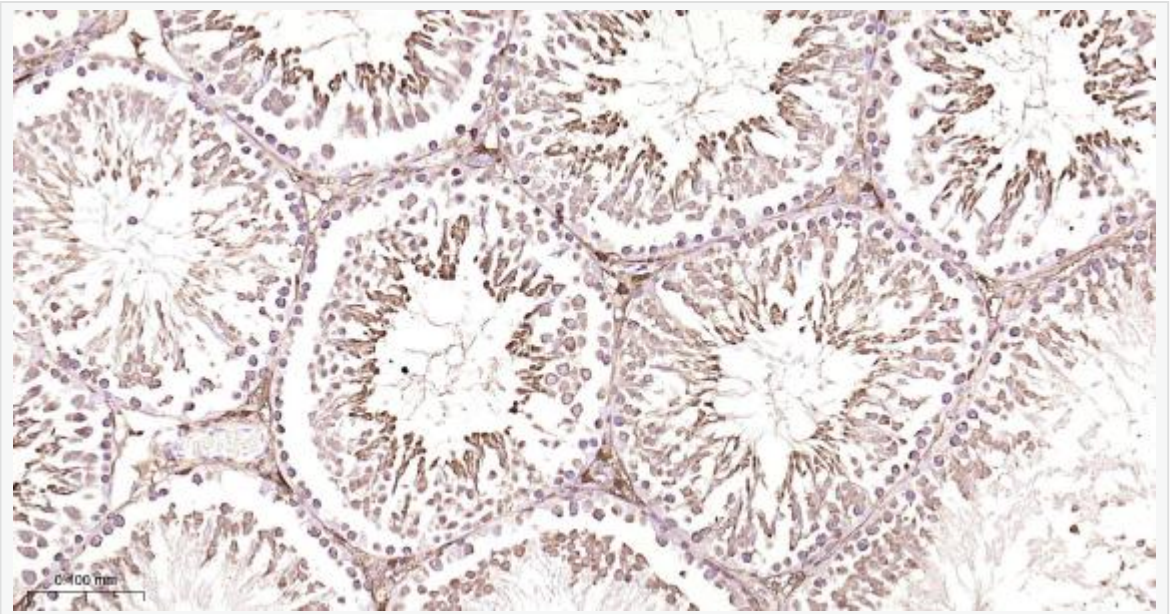
Paraformaldehyde-fixed, paraffin embedded Rat Colon; Antigen retrieval by boiling in sodium citrate buffer (pH6.0) for 15 min; Antibody incubation with Ferritin Recombinant Monoclonal Antibody, Unconjugated(SLM-63085R) at 1:200 overnight at 4°C, followed by conjugation to the SL0295G-HRP and DAB (C-0010) staining.



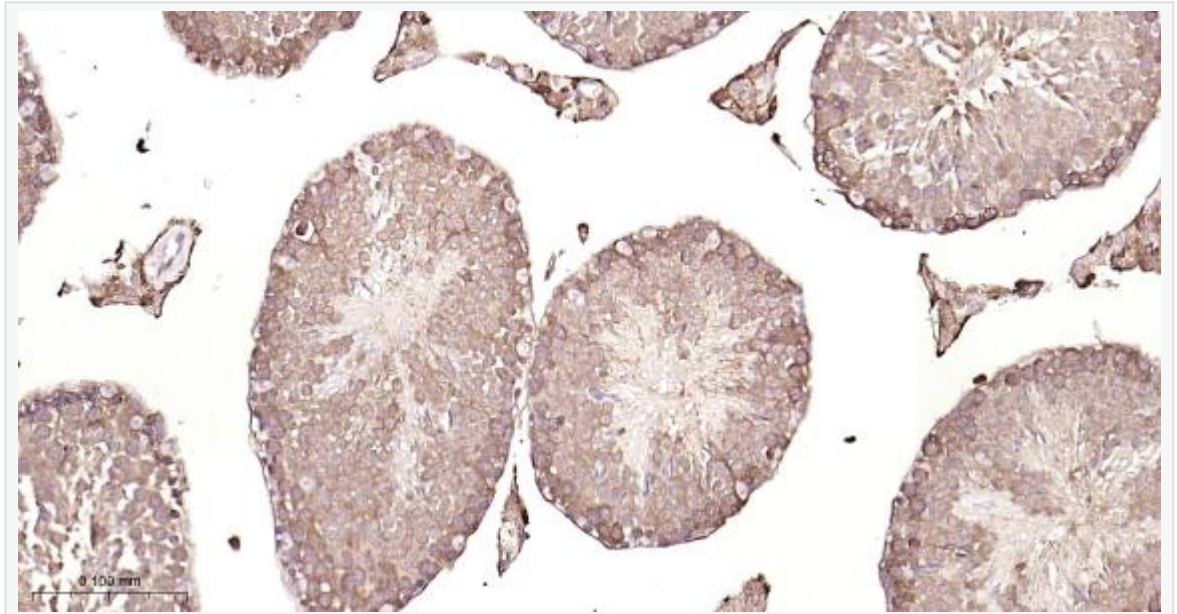
Paraformaldehyde-fixed, paraffin embedded Mouse Colon; Antigen retrieval by boiling in sodium citrate buffer (pH6.0) for 15 min; Antibody incubation with Ferritin Recombinant Monoclonal Antibody, Unconjugated(SLM-63085R) at 1:200 overnight at 4°C, followed by conjugation to the SL0295G-HRP and DAB (C-0010) staining.



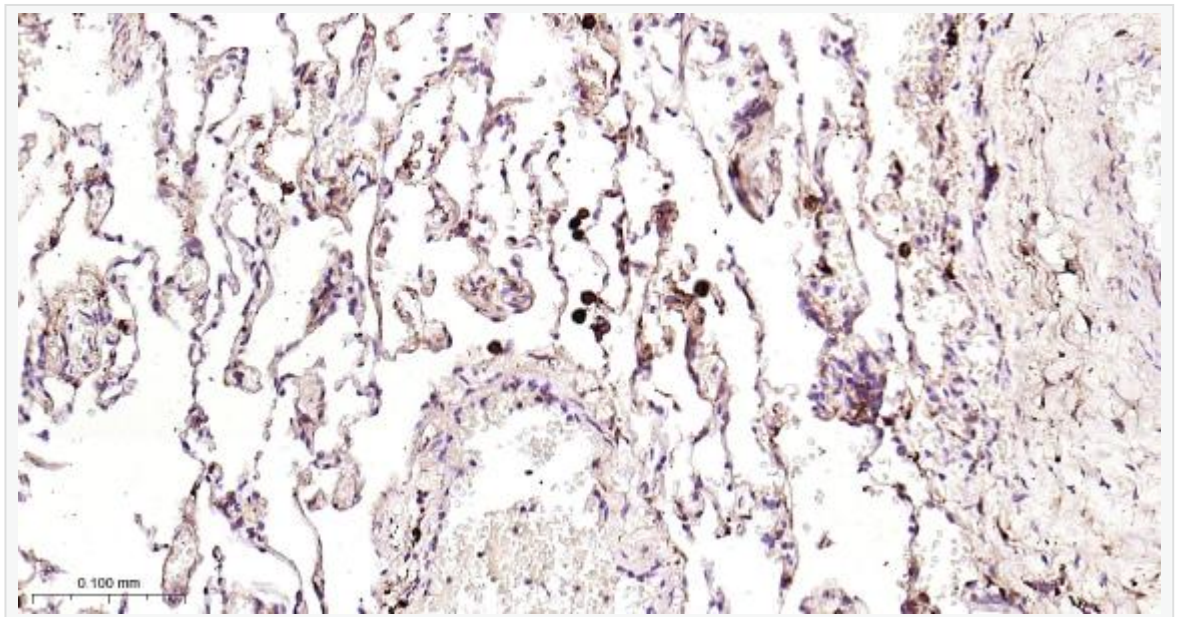
Paraformaldehyde-fixed, paraffin embedded Human Testicles; Antigen retrieval by boiling in sodium citrate buffer (pH6.0) for 15 min; Antibody incubation with Ferritin Recombinant Monoclonal Antibody, Unconjugated(SLM-63085R) at 1:200 overnight at 4°C, followed by conjugation to the SL0295G-HRP and DAB (C-0010) staining.



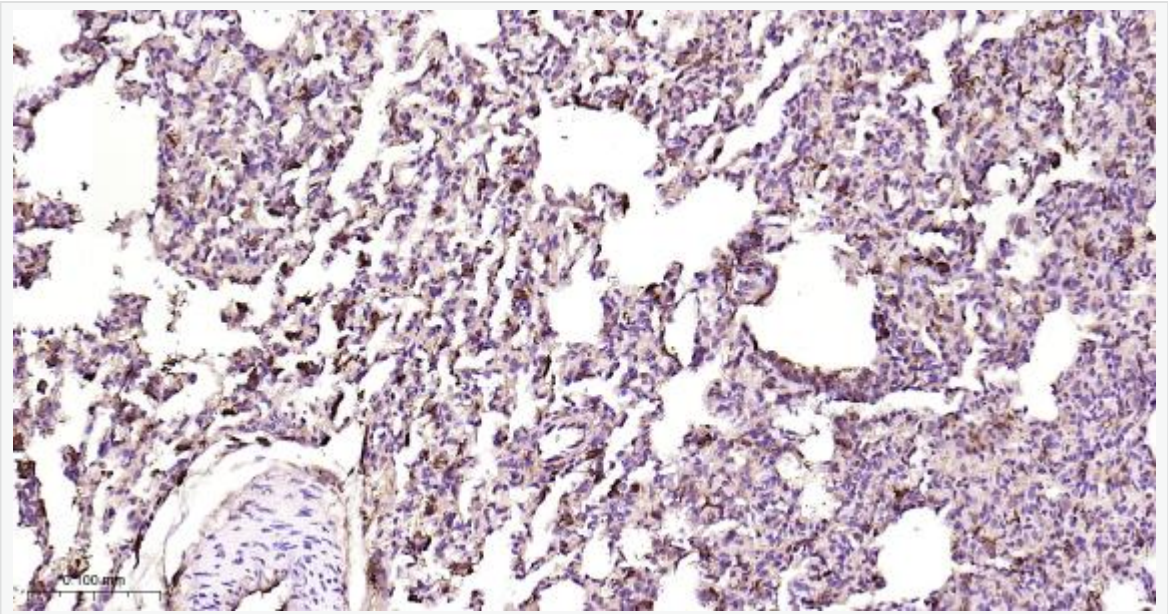
Paraformaldehyde-fixed, paraffin embedded Rat Testicles; Antigen retrieval by boiling in sodium citrate buffer (pH6.0) for 15 min; Antibody incubation with Ferritin Recombinant Monoclonal Antibody, Unconjugated(SLM-63085R) at 1:200 overnight at 4°C, followed by conjugation to the SL0295G-HRP and DAB (C-0010) staining.



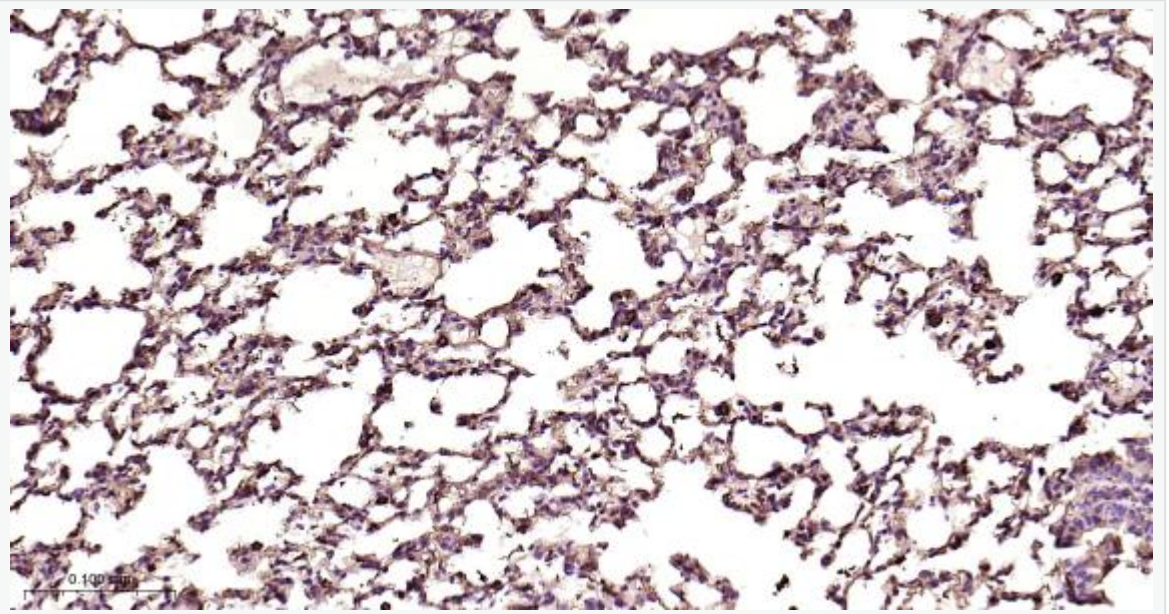
Paraformaldehyde-fixed, paraffin embedded Mouse Testicles; Antigen retrieval by boiling in sodium citrate buffer (pH6.0) for 15 min; Antibody incubation with Ferritin Recombinant Monoclonal Antibody, Unconjugated(SLM-63085R) at 1:200 overnight at 4°C, followed by conjugation to the SL0295G-HRP and DAB (C-0010) staining.



Paraformaldehyde-fixed, paraffin embedded Human Lung; Antigen retrieval by boiling in sodium citrate buffer (pH6.0) for 15 min; Antibody incubation with Ferritin Recombinant Monoclonal Antibody, Unconjugated(SLM-63085R) at 1:200 overnight at 4°C, followed by conjugation to the SL0295G-HRP and DAB (C-0010) staining.



Paraformaldehyde-fixed, paraffin embedded Rat Lung; Antigen retrieval by boiling in sodium citrate buffer (pH6.0) for 15 min; Antibody incubation with Ferritin Recombinant Monoclonal Antibody, Unconjugated(SLM-63085R) at 1:200 overnight at 4°C, followed by conjugation to the SL0295G-HRP and DAB (C-0010) staining.



Paraformaldehyde-fixed, paraffin embedded Mouse Lung; Antigen retrieval by boiling in sodium citrate buffer (pH6.0) for 15 min; Antibody incubation with Ferritin Recombinant Monoclonal Antibody, Unconjugated(SLM-63085R) at 1:200 overnight at 4°C, followed by conjugation to the SL0295G-HRP and DAB (C-0010) staining.