

Mouse Anti-NUP50 antibody

SLM-60473M

Product Name NUP50

Chinese Name

Immunogen Species Mouse

Clonality Monoclonal

Clone NO. C11C2

React Species Human

Applications WB=1:500-1000,IHC-P=1:100-500,IHC-F=1:100-500,IF=1:100-500 (Paraffin sections need antigen repair)

not yet tested in other applications.

optimal dilutions/concentrations should be determined by the end user.

Cellular localization The nucleus cytoplasmic

Form Liquid

Concentration 1mg/ml

Lsotype IgG1/Kappa

Purification Affinity purified by Protein G

Buffer Solution 1M TBS(pH7.4) with 1% BSA, 3% Proclin300 and 50% Glycerol.

Storage Shipped at 4°C. Store at -20 °C for one year. Avoid repeated freeze/thaw cycles.

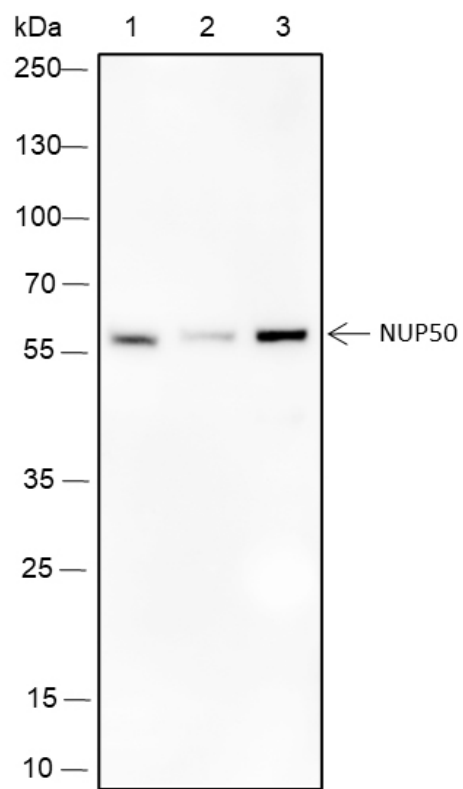
Attention This product as supplied is intended for research use only, not for use in human, therapeutic or diagnostic applications.

PubMed [PubMed](#)

Product Detail

核孔复合体的一个组成部分，在核蛋白输入中起直接作用。从导入蛋白 α 中主动置换 NLSs，并促进导入蛋白的分解以及包括 CDKN1B 在内的细胞周期进程调节蛋白相互作用。这种相互作用是正确的细胞内转运和降解 CDKN1B 所必需的。

**Product
Picture**



Blocking buffer: 5% NFDm/TBST

Primary ab dilution: 1:1000

Primary ab incubation condition: 2 hours at room temperature

Secondary ab: Goat Anti-Mouse IgG H&L (HRP)

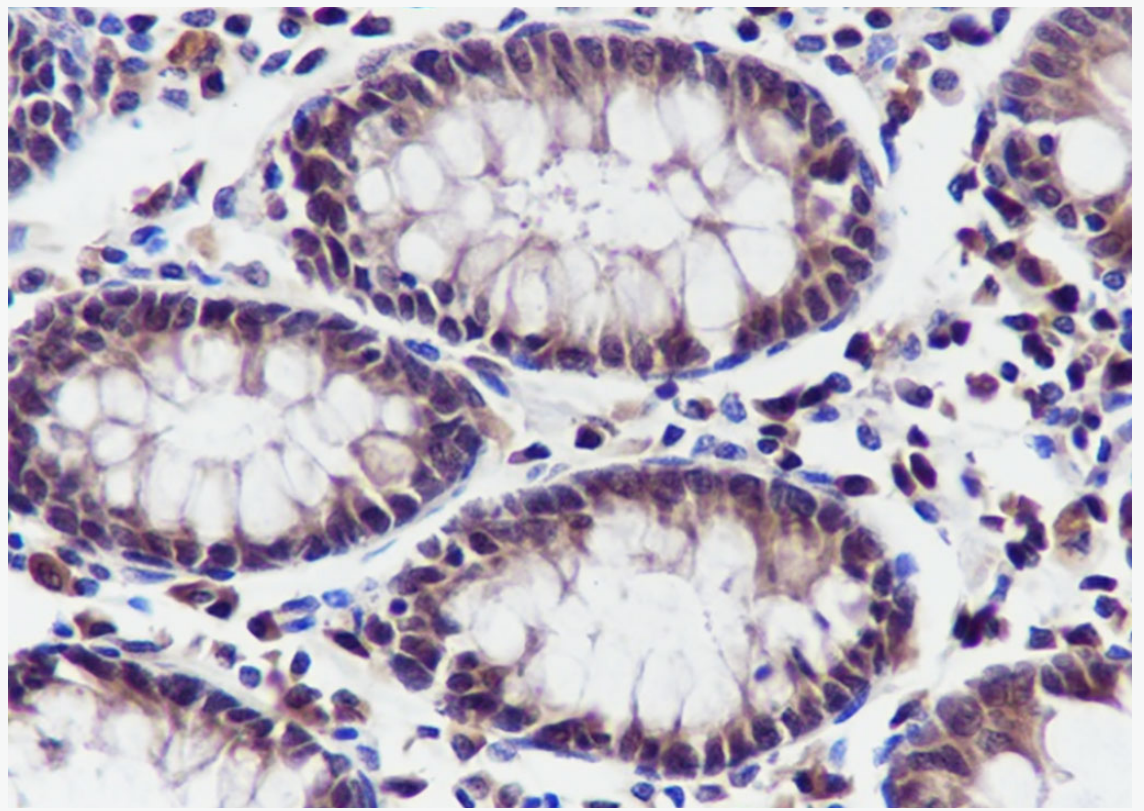
Lysate: 1: JK, 2: MOLT-4, 3: 293

Protein loading quantity: 20 μ g

Exposure time: 60 s

Predicted MW: 50 kDa

Observed MW: 55 kDa



Tissue: Human colon

Section type: Formalin fixed & Paraffin -embedded section

Retrieval method: High temperature and high pressure

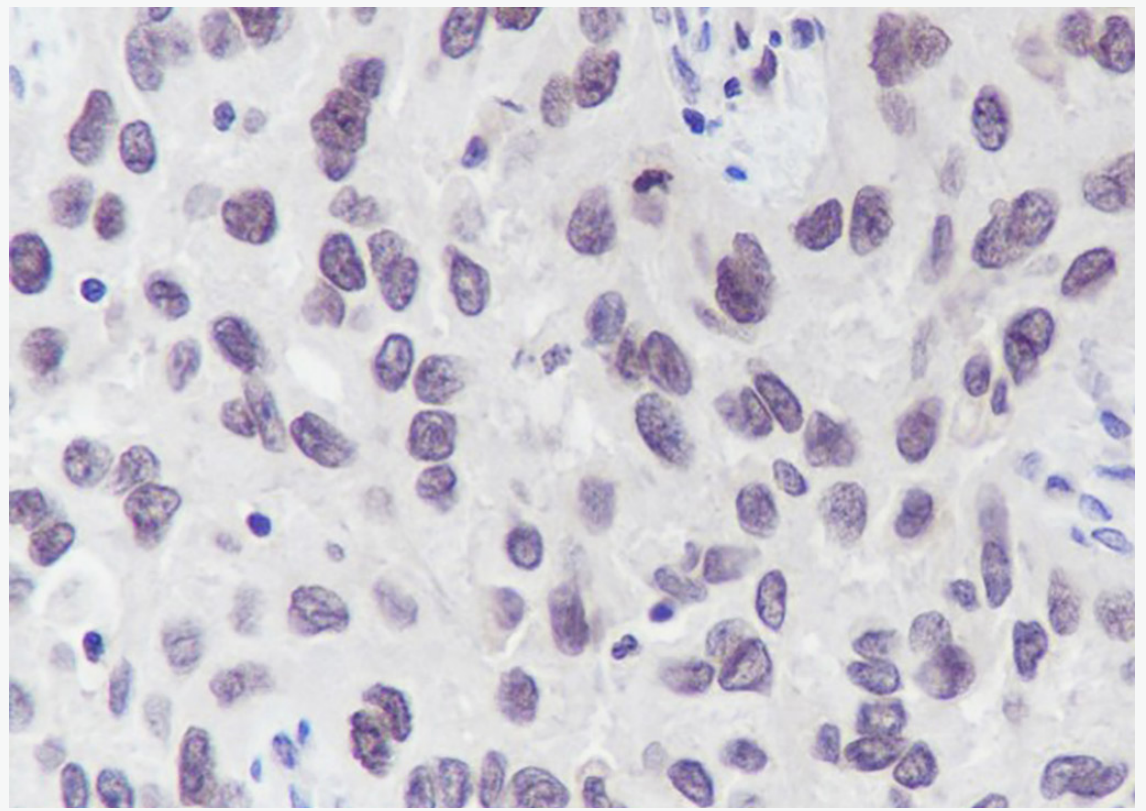
Retrieval buffer: Tris/EDTA buffer, pH 9.0 Primary ab dilution: 100

Primary ab incubation condition: 1 hour at room temperature

Secondary ab: SP Kit(Mouse)(sp-0024)

Counter stain: Hematoxylin (Blue)

Comment: Color brown is the positive signal for SLM-60473M



Tissue: Human-lung-squamous-carcinoma

Section type: Formalin fixed & Paraffin -embedded section

Retrieval method: High temperature and high pressure

Retrieval buffer: Tris/EDTA buffer, pH 9.0 Primary ab dilution: 100

Primary ab incubation condition: 1 hour at room temperature

Secondary ab: SP Kit(Mouse)(sp-0024)

Counter stain: Hematoxylin (Blue)

Comment: Color brown is the positive signal for SLM-60473M