



Rabbit Anti-CD90/Thy-1 antibody

SLM-54762R

Product Name	CD90/Thy-1
Chinese Name	CD90Recombinant rabbit monoclonal anti
Alias	CD90 / Thy1; CD7; CD90 antigen; CDw90; FLJ33325; MGC128895; T25; Theta antigen; Thy-1; Thy 1; Thy 1 cell surface antigen; Thy 1 membrane glycoprotein; Thy 1 membrane glycoprotein precursor; Thy 1.2; Thy-1 T-cell antigen; Thy1 antigen; Thy1 T cell antigen; Thy1.1; Thy1.2; Thymus cell antigen 1, theta; THY1_RAT; THY1_HUMAN.
Research Area	Cell biology immunology Neurobiology
Immunogen Species	Rabbit
Clonality	Monoclonal
Clone NO.	2F7
React Species	Human,Rat
Applications	WB=1:500-2000,IHC-P=1:100-500,IHC-F=1:100-500,IF=1:100-500 (Paraffin sections need antigen repair) not yet tested in other applications. optimal dilutions/concentrations should be determined by the end user.
Theoretical molecular weight	18kDa
Cellular localization	The cell membrane
Form	Liquid
Concentration	1mg/ml
immunogen	KLH conjugated synthetic peptide derived from human CD90
Lsotype	IgG
Purification	affinity purified by Protein A
Buffer Solution	Human,Rat1M TBS(pH7.4) with 1% BSA, Human,Rat3% Proclin300 and 50% Glycerol.
Storage	Shipped at 4°C. Store at -20 °C for one year. Avoid repeated freeze/thaw cycles.
Attention	This product as supplied is intended for research use only, not for use in human, therapeutic

or diagnostic applications.

PubMed

[PubMed](#)

This gene encodes a cell surface glycoprotein and member of the immunoglobulin superfamily of proteins. The encoded protein is involved in cell adhesion and cell communication in numerous cell types, but particularly in cells of the immune and nervous systems. The encoded protein is widely used as a marker for hematopoietic stem cells. This gene may function as a tumor suppressor in nasopharyngeal carcinoma. Alternative splicing results in multiple transcript variants. [provided by RefSeq, Jul 2015]

Function:

May play a role in cell-cell or cell-ligand interactions during synaptogenesis and other events in the brain.

Subcellular Location:

Cell membrane; Lipid-anchor, GPI-anchor.

Tissue Specificity:

Abundant in lymphoid tissues.

Post-translational modifications:

Glycosylation is tissue specific. Sialylation of N-glycans at Asn-93 in brain and at Asn-42, Asn-93 and Asn-117 in thymus.

**Product
Detail**

Similarity:

Contains 1 Ig-like V-type (immunoglobulin-like) domain.

SWISS:

P04216

Gene ID:

7070

Database links:

[Entrez Gene: 7070](#) Human

[Entrez Gene: 21838](#) Mouse

[Entrez Gene: 24832](#) Rat

[Omim: 188230](#) Human

[SwissProt: P04216](#) Human

[SwissProt: P01831](#) Mouse

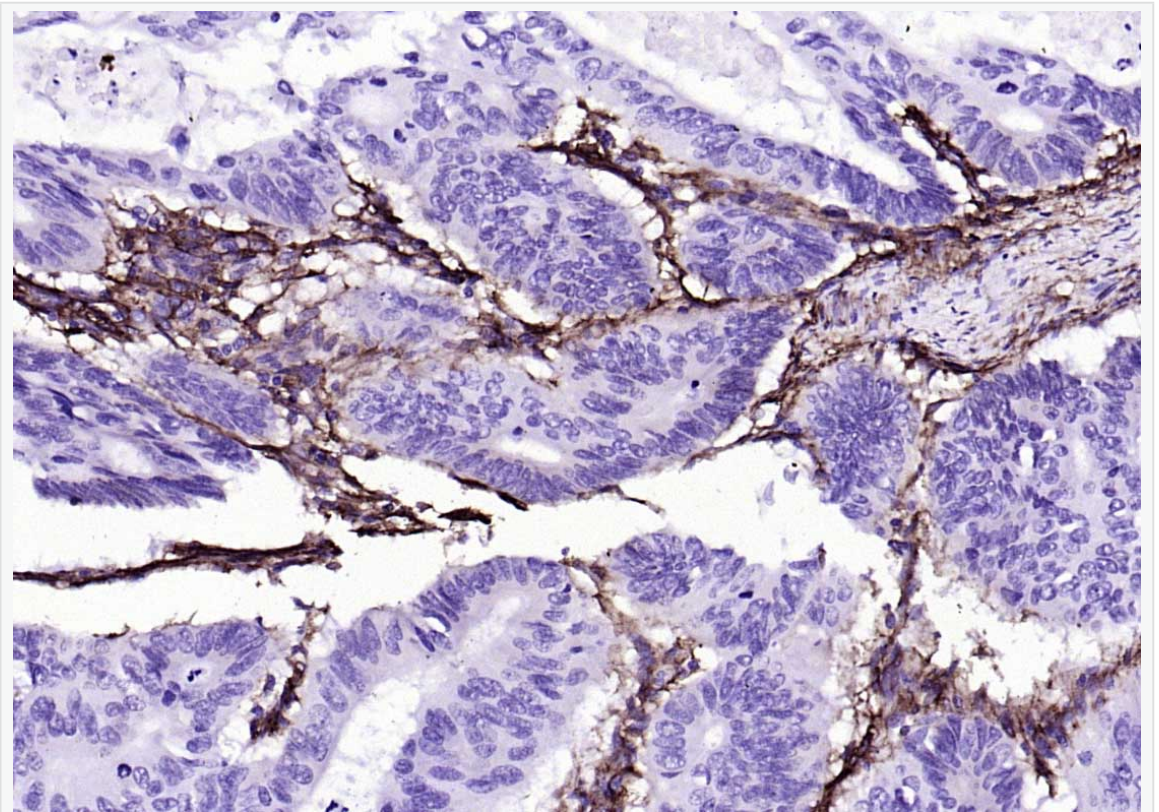
[SwissProt: P01830](#) Rat

[Unigene: 644697](#) Human

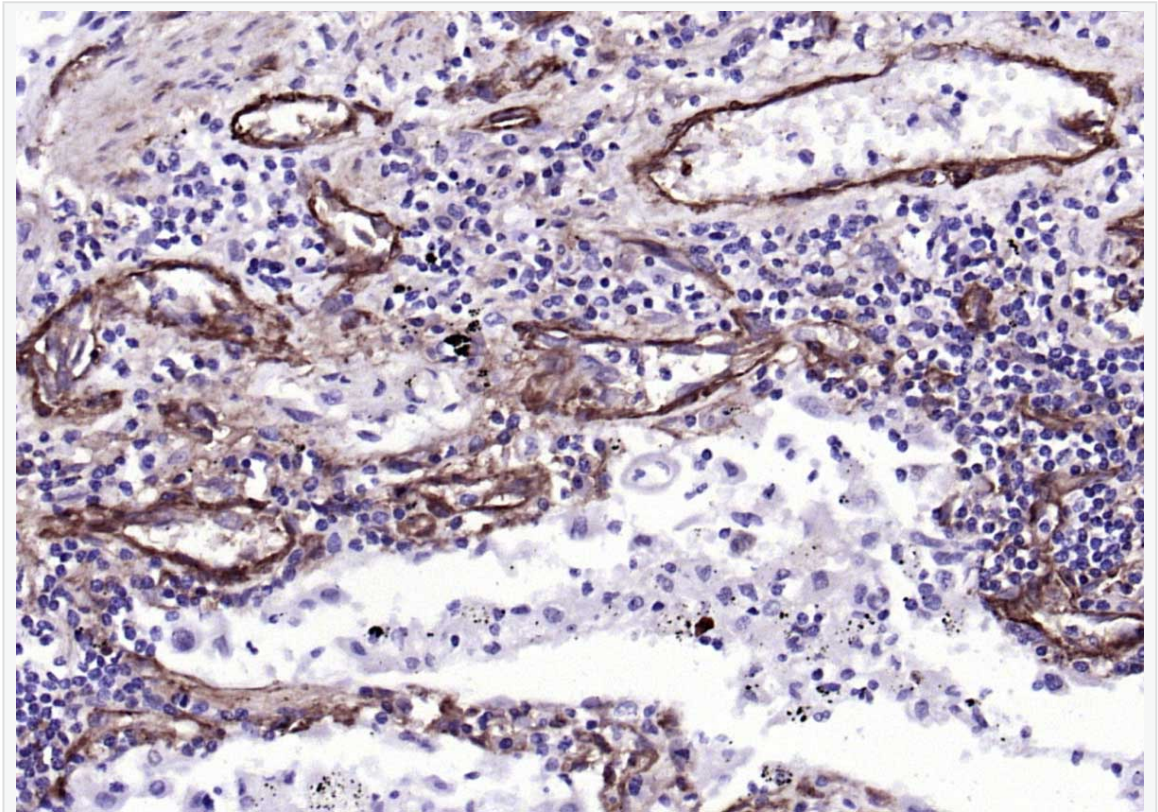
[Unigene: 3951](#) Mouse

[Unigene: 108198](#) Rat

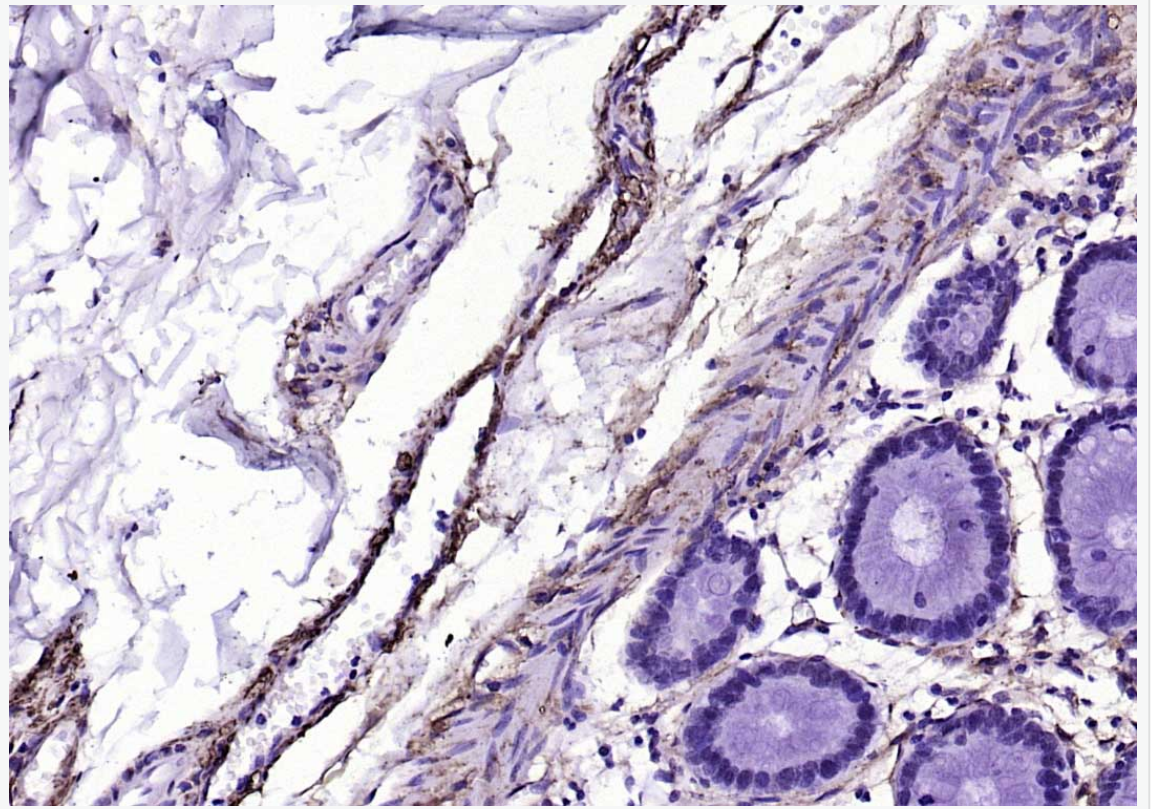
**Product
Picture**



Paraformaldehyde-fixed, paraffin embedded (human colon carcinoma); Antigen retrieval by boiling in sodium citrate buffer (pH6.0) for 15min; Block endogenous peroxidase by 3% hydrogen peroxide for 20 minutes; Blocking buffer (normal goat serum) at 37°C for 30min; Antibody incubation with (CD90) Monoclonal Antibody, Unconjugated (SLM-54762R) at 1:200 overnight at 4°C, followed by operating according to SP Kit(Rabbit) (sp-0023) instructions and DAB staining.



Paraformaldehyde-fixed, paraffin embedded (human lung carcinoma); Antigen retrieval by boiling in sodium citrate buffer (pH6.0) for 15min; Block endogenous peroxidase by 3% hydrogen peroxide for 20 minutes; Blocking buffer (normal goat serum) at 37°C for 30min; Antibody incubation with (CD90) Monoclonal Antibody, Unconjugated (SLM-54762R) at 1:200 overnight at 4°C, followed by operating according to SP Kit(Rabbit) (sp-0023) instructions and DAB staining.



Paraformaldehyde-fixed, paraffin embedded (human colon); Antigen retrieval by boiling in sodium citrate buffer (pH6.0) for 15min; Block endogenous peroxidase by 3% hydrogen peroxide for 20 minutes; Blocking buffer (normal goat serum) at 37°C for 30min; Antibody incubation with (CD90) Monoclonal Antibody, Unconjugated (SLM-54762R) at 1:200 overnight at 4°C, followed by operating according to SP Kit(Rabbit) (sp-0023) instructions and DAB staining.