

Mouse Anti-OCT2 antibody

SLM-34142M

Product Name OCT2

Chinese Name 阳离子 Transporter2 单克隆抗体

Alias organic cation transporter OCT2; POU domain, class 2, transcription factor 2; Octamer-binding transcription factor 2; Oct-2; OTF-2; Lymphoid-restricted immunoglobulin octamer-binding protein NF-A2; POU2F2; NF A2; Oct 2; PO2F2_MOUSE; PO2F2_HUMAN.

Immunogen Species Mouse

Clonality Monoclonal

Clone NO. 13C4

React Species Mouse,Human

Applications IHC-P=1:100-500, IHC-F=1:100-500, IF=1:100-500
optimal dilutions/concentrations should be determined by the end user.

Theoretical molecular weight 51kDa

Cellular localization The nucleus cytoplasmic

Form Lyophilized or Liquid

Concentration 1mg/ml

immunogen KLH conjugated synthetic peptide derived from human OCT2

Lsotype IgG2b, Kappa

Purification affinity purified by Protein A

Buffer Solution Liquid in PBS containing 50% glycerol, 0.5% BSA and 0.74% sodium azide.

Storage Shipped at 4°C. Store at -20 °C for one year. Avoid repeated freeze/thaw cycles.

Attention This product as supplied is intended for research use only, not for use in human, therapeutic or diagnostic applications.

PubMed [PubMed](#)

Product Oct2 is a transcription factor that specifically binds to the octamer motif

Detail

(5'-ATTTGCAT-3'). Oct2 regulates transcription in a number of tissues in addition to activating immunoglobulin gene expression. It also modulates transcription transactivation by NR3C1, AR and PGR. Oct2 is B cell specific, belongs to the POU transcription factor family class 2 subfamily and contains 1 homeobox domain.

Function:

Transcription factor that specifically binds to the octamer motif (5'-ATTTGCAT-3'). Regulates transcription in a number of tissues in addition to activating immunoglobulin gene expression. Modulates transcription transactivation by NR3C1, AR and PGR. Isoform 5 activates the U2 small nuclear RNA (snRNA) promoter.

Subunit:

Interacts with NR3C1, AR and PGR.

Subcellular Location:

Cytoplasm. Nuclear

Tissue Specificity:

Isoform 3 is B-cell specific. Isoform 5 is expressed in B-cells and the immunoglobulin-expressing T-cell line Molt-4, but not in the T-cell line BW 5147.

Similarity:

Belongs to the POU transcription factor family. Class-2 subfamily. Contains 1 homeobox DNA-binding domain. Contains 1 POU-specific domain.

SWISS:

P09086

Gene ID:

5452

Database links:

[Entrez Gene: 5452](#) Human

[Entrez Gene: 18987](#) Mouse

[Entrez Gene: 117058](#) Rat

[Omim: 164176](#) Human

[SwissProt: P09086](#) Human

[SwissProt: Q00196](#) Mouse

[Unigene: 147381](#) Human

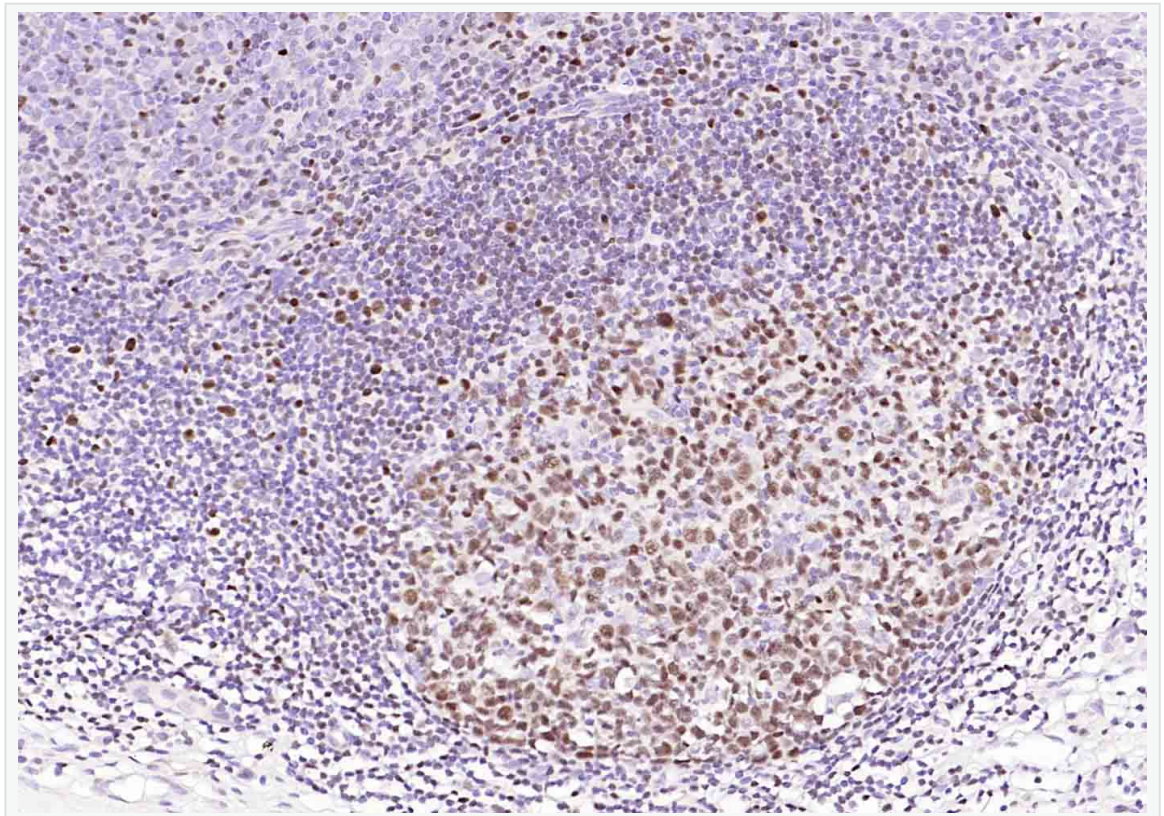
[Unigene: 76683](#) Mouse

[Unigene: 155998](#) Rat

同源结构域蛋白 (Homeodomain Proteins)

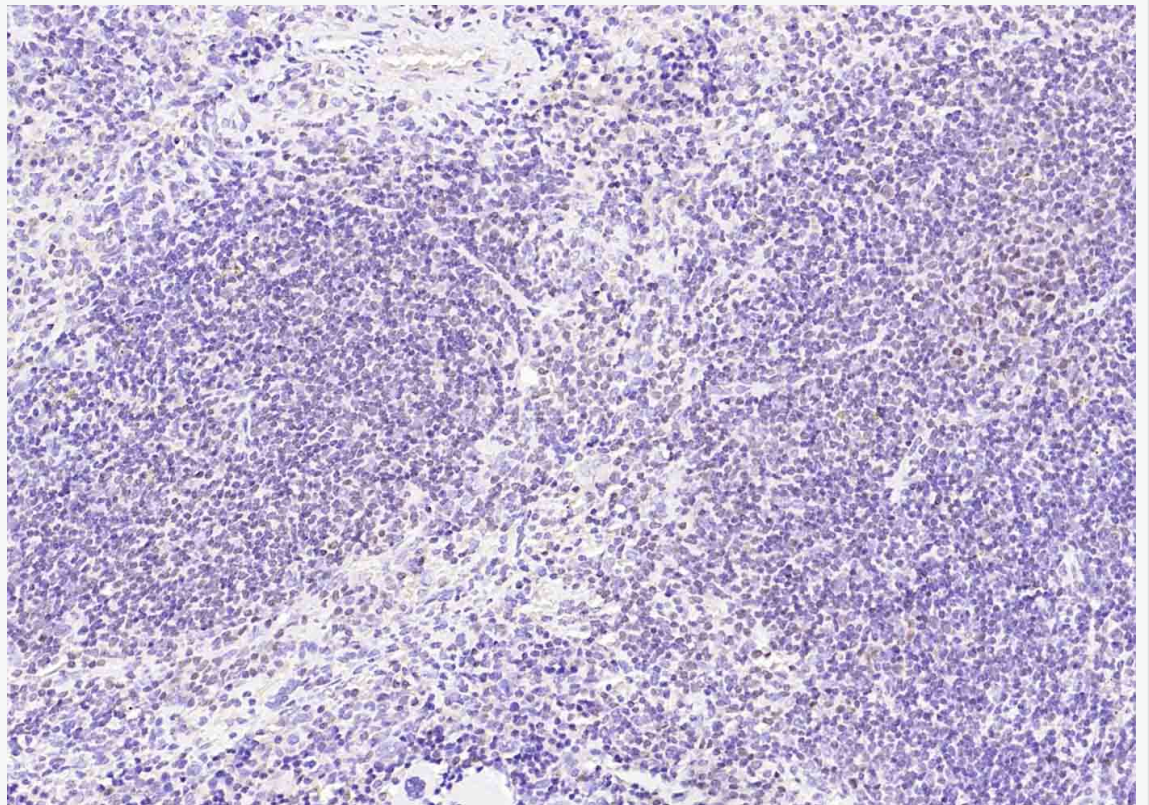
OCT-2 是 Blymphocyte 转录因子，以免疫球蛋白启动子为目标，于生发中心形成和 BCell differentiation 成浆细胞中起作用。

**Product
Picture**

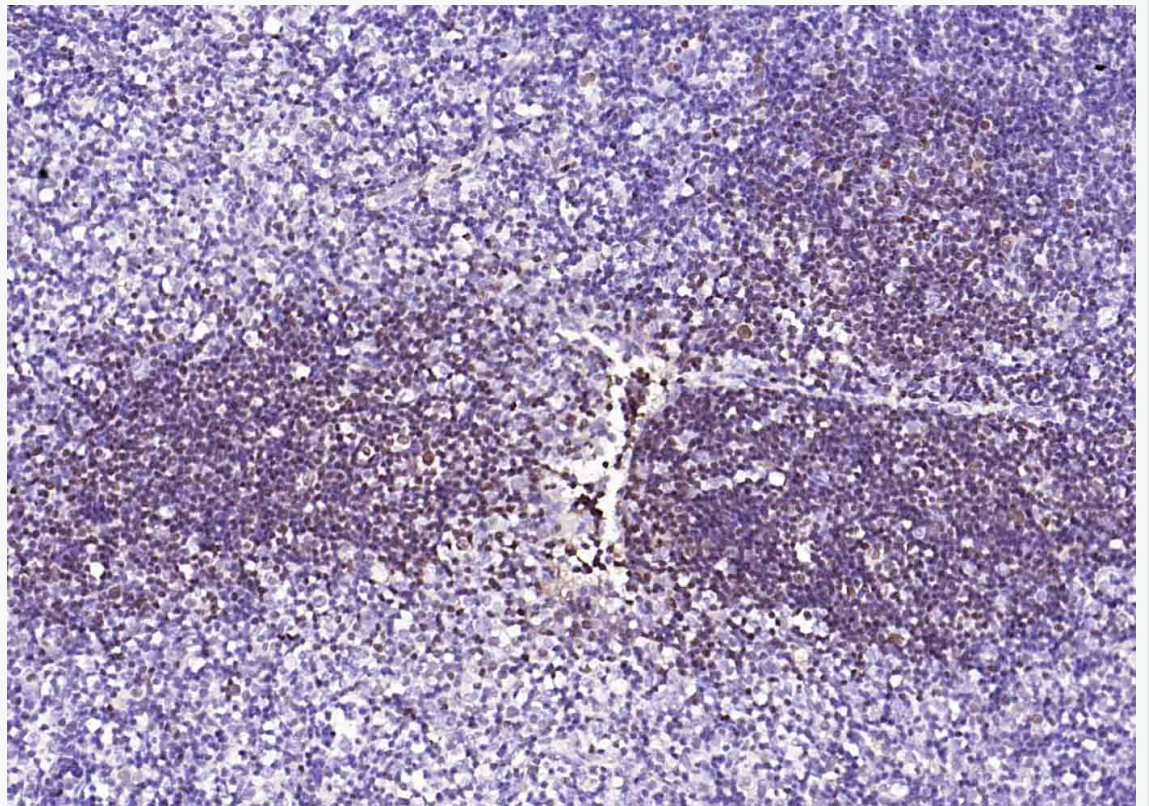


Paraformaldehyde-fixed, paraffin embedded (human tonsil); Antigen retrieval by boiling in sodium citrate buffer (pH6.0) for 15min; Block endogenous peroxidase by 3% hydrogen peroxide for 20 minutes; Blocking buffer (normal goat serum) at 37°C for 30min; Incubation with (2-Oct) Monoclonal Antibody, Unconjugated (SLM-34142M) at 1:200 overnight at 4°C, followed by operating according to SP Kit(Mouse)(sp-0024)

instructionsand DAB staining.



Paraformaldehyde-fixed, paraffin embedded (mouse spleen); Antigen retrieval by boiling in sodium citrate buffer (pH6.0) for 15min; Block endogenous peroxidase by 3% hydrogen peroxide for 20 minutes; Blocking buffer (normal goat serum) at 37°C for 30min; Incubation with (2-Oct) Monoclonal Antibody, Unconjugated (SLM-34142M) at 1:200 overnight at 4°C, followed by operating according to SP Kit(Mouse)(sp-0024) instructionsand DAB staining.



Paraformaldehyde-fixed, paraffin embedded (mouse lymphoid); Antigen retrieval by boiling in sodium citrate buffer (pH6.0) for 15min; Block endogenous peroxidase by 3% hydrogen peroxide for 20 minutes; Blocking buffer (normal goat serum) at 37°C for 30min; Incubation with (2-Oct) Monoclonal Antibody, Unconjugated (SLM-34142M) at 1:200 overnight at 4°C, followed by operating according to SP Kit(Mouse)(sp-0024) instructions and DAB staining.