

Rabbit Anti-GGNBP2 antibody

SL25129R

Product Name GGNBP2

Chinese Name Zinc finger protein403/喉癌相关蛋白 1 抗体

Alias DIF-3; DIF3; FLJ21230; FLJ22561; Gametogenetin-binding protein 2; GGNB2_HUMAN; Ggnbp2; Laryngeal carcinoma-related protein 1; LCRG1; LZK1; Protein ZNF403; ZFP403; ZNF403.

Research Area Tumour Cell biology Developmental biology Stem cells

Immunogen Species Rabbit

Clonality Polyclonal

React Species Human,Mouse(predicted:Rat,Pig,Cow,Horse,Rabbit,Sheep)
IHC-P=1:100-500,IHC-F=1:400-800,IF=1:100-500

Applications not yet tested in other applications.
optimal dilutions/concentrations should be determined by the end user.

Cellular localization cytoplasmic

Form Liquid

Concentration 1mg/ml

immunogen KLH conjugated synthetic peptide derived from human GGNBP2: 601-697/697

Lsotype IgG

Purification affinity purified by Protein A

Buffer Solution 1M TBS(pH7.4) with 1% BSA, 3% Proclin300 and 50% Glycerol.

Storage Shipped at 4°C. Store at -20 °C for one year. Avoid repeated freeze/thaw cycles.

Attention This product as supplied is intended for research use only, not for use in human, therapeutic or diagnostic applications.

PubMed [PubMed](#)

Product Detail LCRG1 is a 697 amino acid protein that may be involved in spermatogenesis. LCRG1 interacts with gametogenetin, a protein primarily expressed in testis and ovary. Localized in the cytoplasm, LCRG associates with vesicular structures. LCRG1 is expressed in brain, placenta, lung, liver and kidney, with highest levels found in heart, pancreas and skeletal

muscle. LCRG1 is strongly down-regulated in 40% of primary laryngeal carcinoma and in 6 of 10 various cancer cell lines. Phosphorylated on Serine 360, LCRG1 exists as three isoforms produced by alternative splicing events.

Function:

May be involved in spermatogenesis.

Subcellular Location:

Cytoplasmic vesicle. Associated with vesicular structures.

Tissue Specificity:

Expressed in heart, brain, placenta, lung, liver, skeletal muscle, kidney and pancreas. Expressed more abundantly in heart, pancreas and skeletal muscle.

SWISS:

Q9H3C7

Gene ID:

79893

Database links:

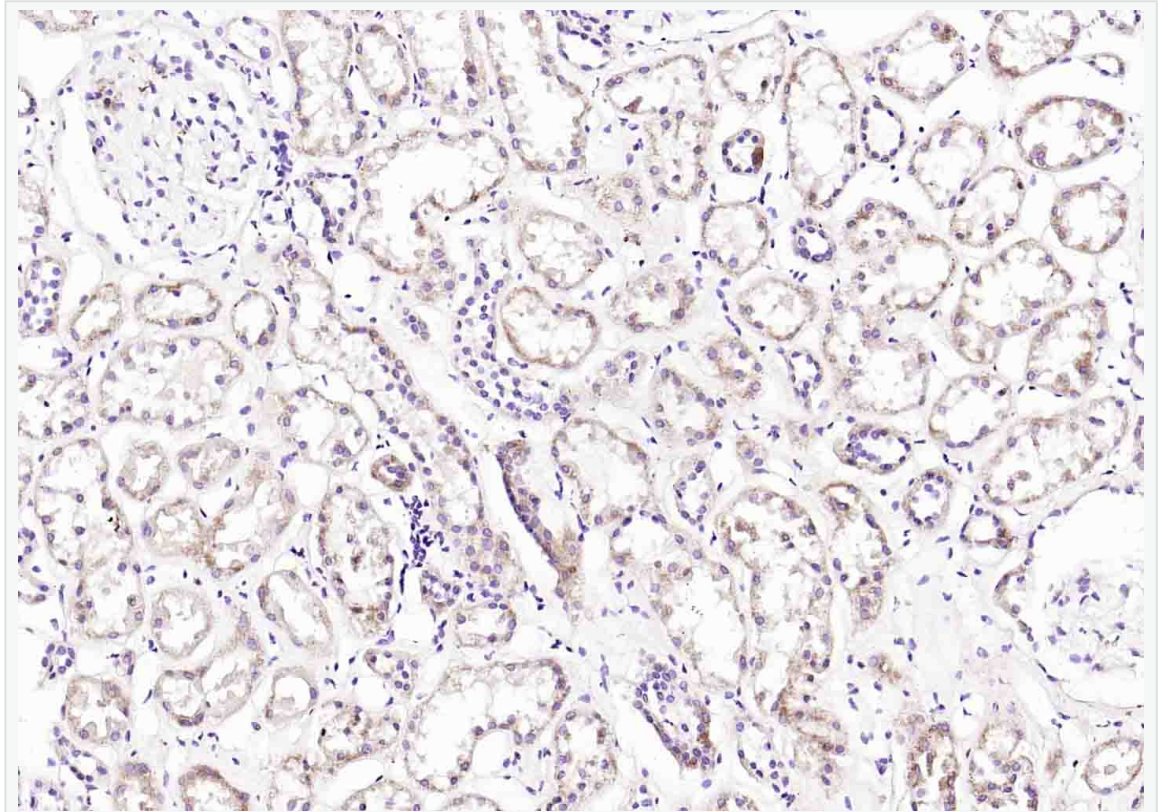
[Entrez Gene: 79893](#) Human

[Omim: 612275](#) Human

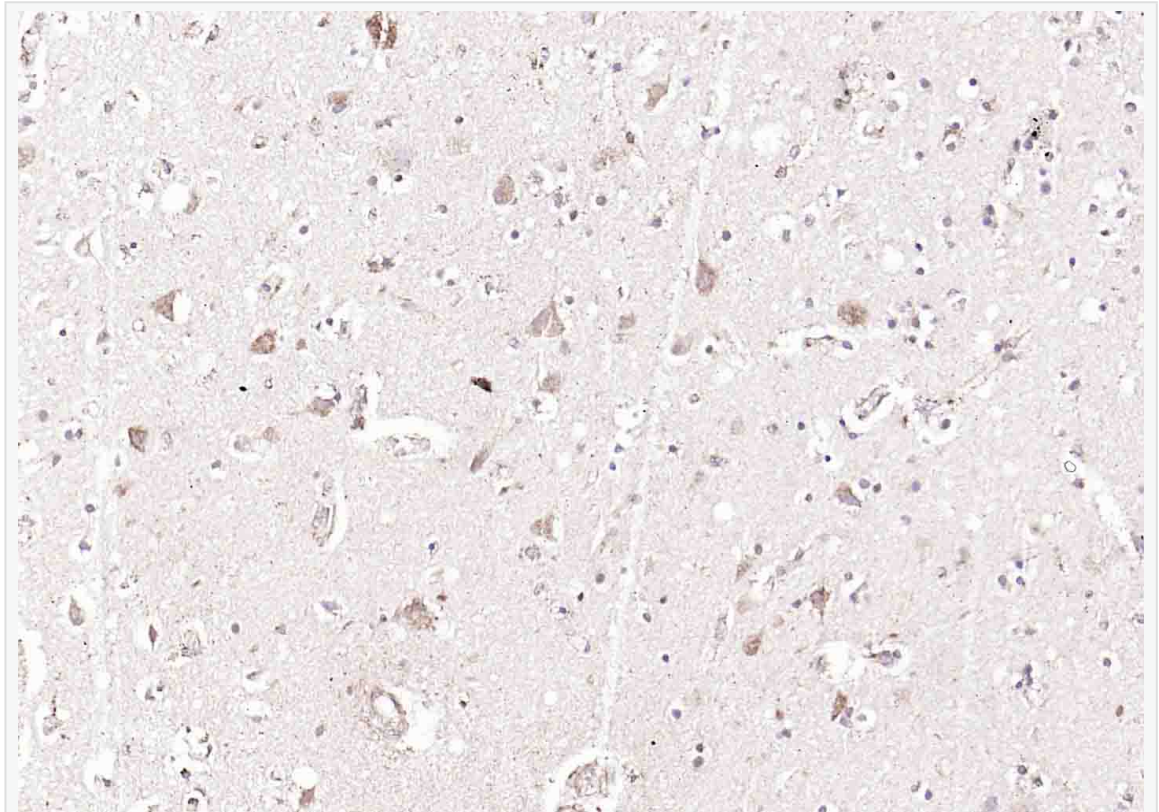
[SwissProt: Q9H3C7](#) Human

[Unigene: 514116](#) Human

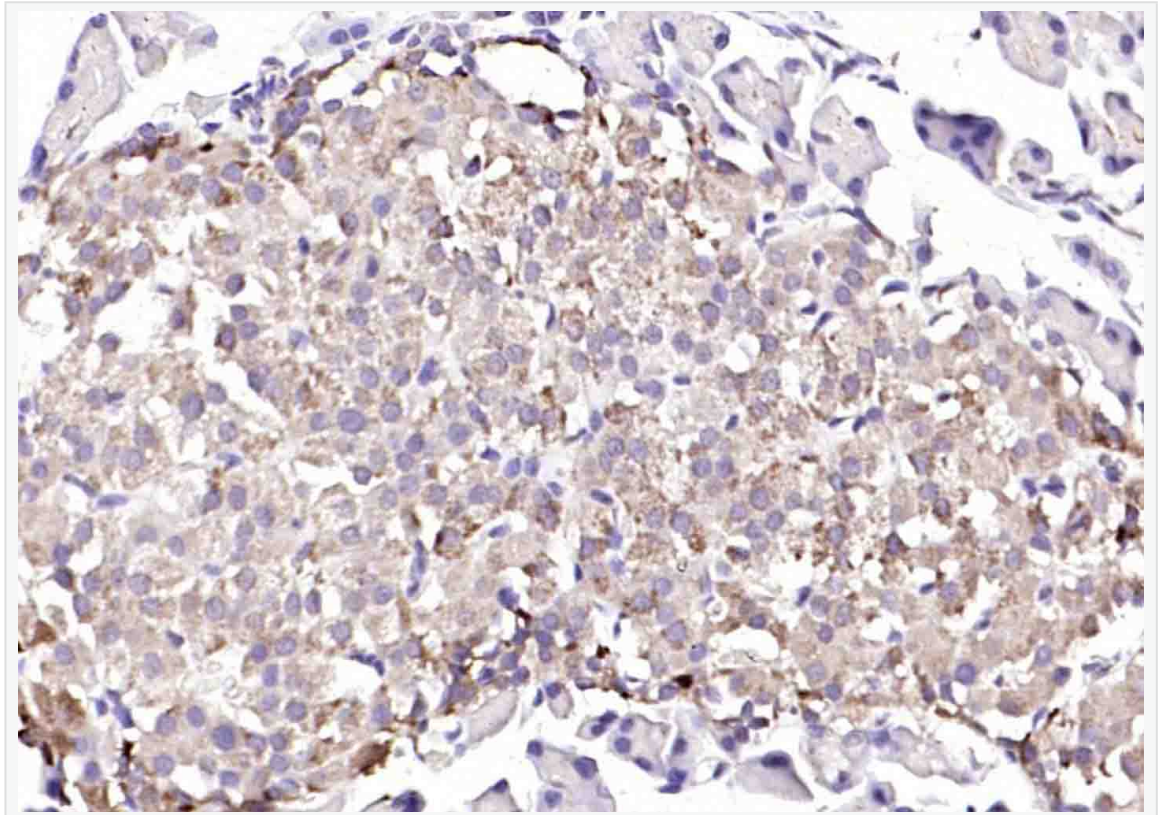
**Product
Picture**



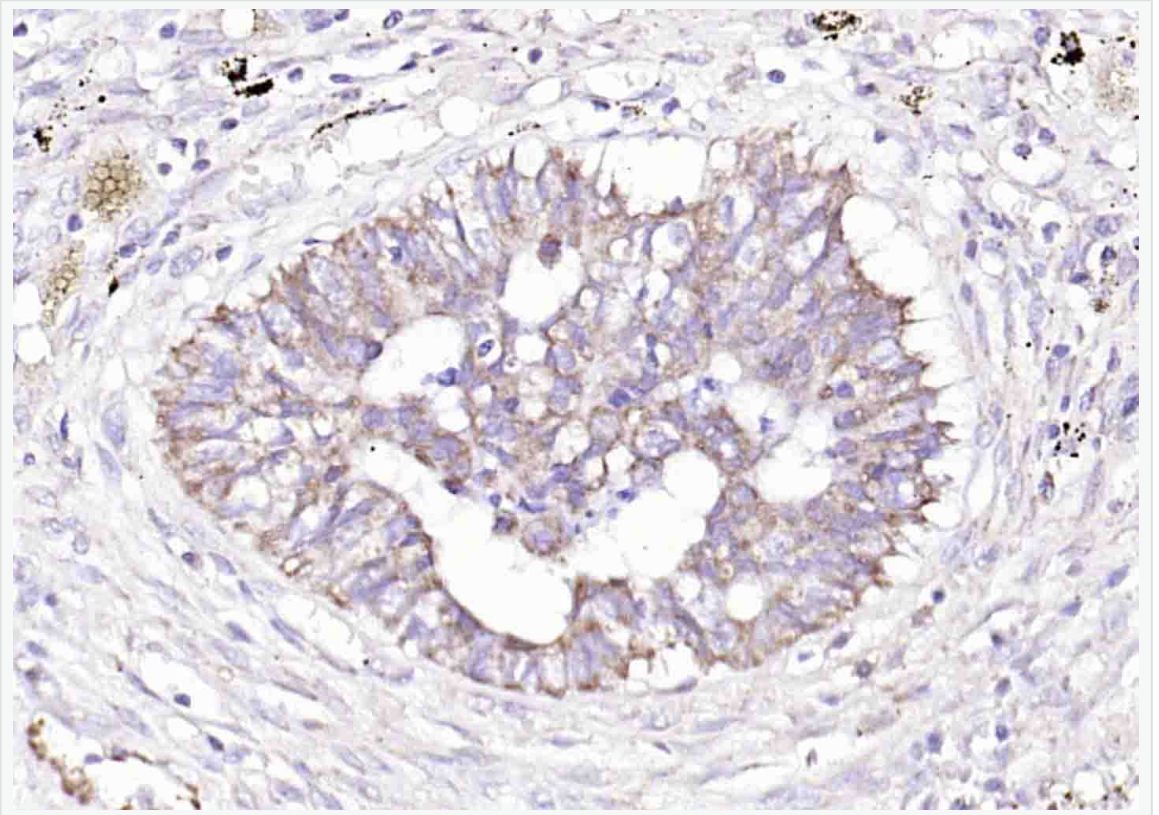
Paraformaldehyde-fixed, paraffin embedded (human kidney); Antigen retrieval by boiling in sodium citrate buffer (pH6.0) for 15min; Block endogenous peroxidase by 3% hydrogen peroxide for 20 minutes; Blocking buffer (normal goat serum) at 37°C for 30min; Antibody incubation with (GGNBP2) Polyclonal Antibody, Unconjugated (SL25129R) at 1:200 overnight at 4°C, followed by operating according to SP Kit(Rabbit) (sp-0023) instructions and DAB staining.



Paraformaldehyde-fixed, paraffin embedded (human brain); Antigen retrieval by boiling in sodium citrate buffer (pH6.0) for 15min; Block endogenous peroxidase by 3% hydrogen peroxide for 20 minutes; Blocking buffer (normal goat serum) at 37°C for 30min; Antibody incubation with (GGNBP2) Polyclonal Antibody, Unconjugated (SL25129R) at 1:200 overnight at 4°C, followed by operating according to SP Kit(Rabbit) (sp-0023) instructions and DAB staining.



Paraformaldehyde-fixed, paraffin embedded (mouse pancreas); Antigen retrieval by boiling in sodium citrate buffer (pH6.0) for 15min; Block endogenous peroxidase by 3% hydrogen peroxide for 20 minutes; Blocking buffer (normal goat serum) at 37°C for 30min; Antibody incubation with (GGNBP2) Polyclonal Antibody, Unconjugated (SL25129R) at 1:200 overnight at 4°C, followed by operating according to SP Kit(Rabbit) (sp-0023) instructions and DAB staining.



Paraformaldehyde-fixed, paraffin embedded (human colon carcinoma); Antigen retrieval by boiling in sodium citrate buffer (pH6.0) for 15min; Block endogenous peroxidase by 3% hydrogen peroxide for 20 minutes; Blocking buffer (normal goat serum) at 37°C for 30min; Antibody incubation with (GGNBP2) Polyclonal Antibody, Unconjugated (SL25129R) at 1:200 overnight at 4°C, followed by operating according to SP Kit(Rabbit) (sp-0023) instructions and DAB staining.