



SunLong Biotech Co.,LTD  
Tel: 0086-571- 56623320 Fax:0086-571- 56623318  
E-mail:sales@sunlongbiotech.com  
www.sunlongbiotech.com

## **[KD-Validated] Anti-Sorting Nexin 5 Rabbit Monoclonal Antibody**

Cat No.: KD-10828

### **Aliases:**

SNX5; Sorting Nexin 5; Sorting Nexin-5

### **Background:**

UniProt Entry: [Q9Y5X3](#);NCBI Gene Entry: [27131](#)

### **Application Information**

Molecular Weight: Predicted, 47 kDa, observed, 47 kDa Clonality: Rabbit monoclonal antibody Clone ID: 24GB2310 Species Reactivity: Human, Mouse, Rat Applications Tested: Western Blotting (WB), Flow Cytometry (FCM)

### **Immunogen**

A synthesized peptide derived from human SNX5

### **Isotype**

Rabbit IgG

### **Storage Buffer**

Supplied in PBS (pH 7.4) containing 50% glycerol, and 0.02% sodium azide.

### **Storage**

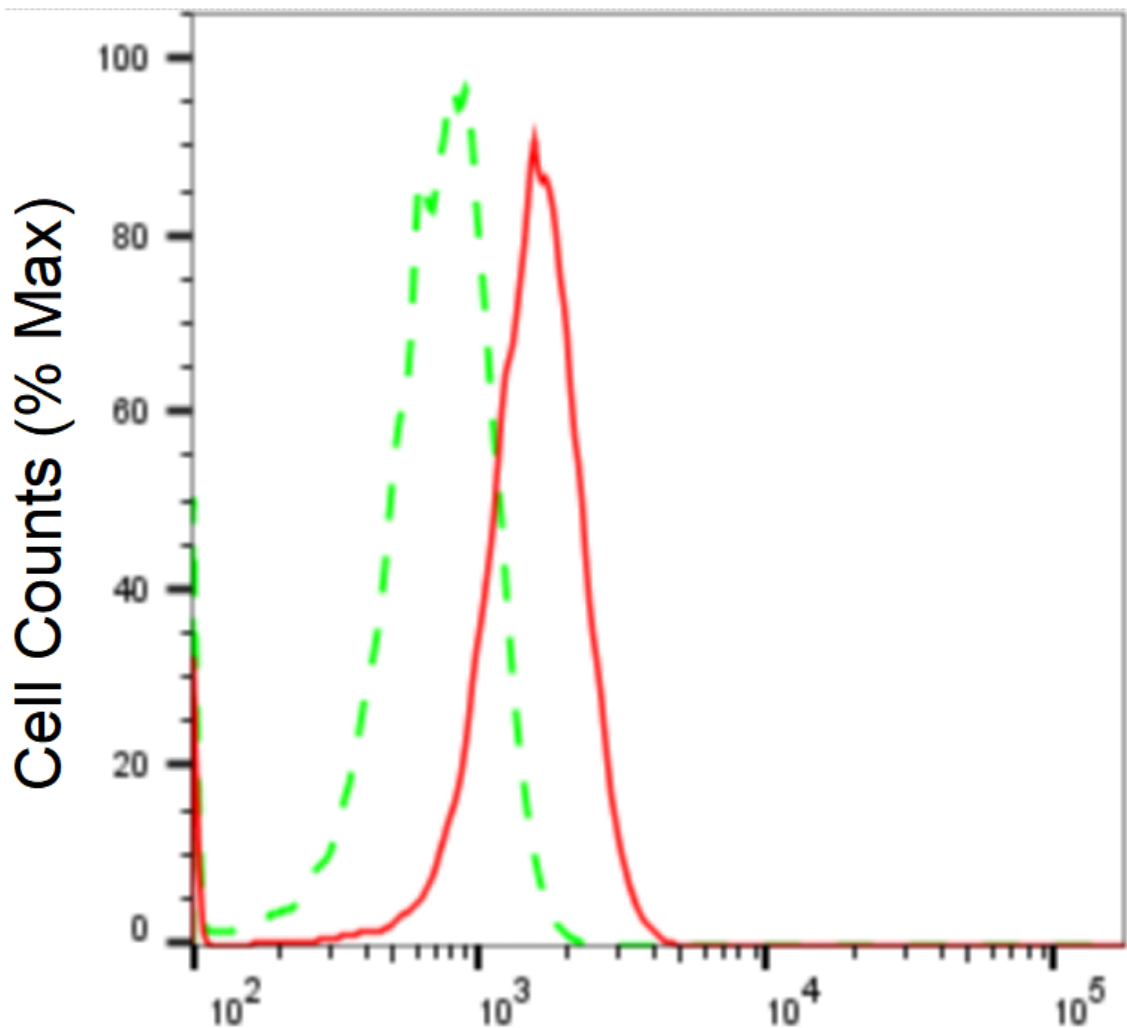
Store at -20 °C for one year.

#### Recommended Dilutions

Western Blotting (WB): 1:1,000-1:5,000 Flow Cytometry (FCM): 1:2,000

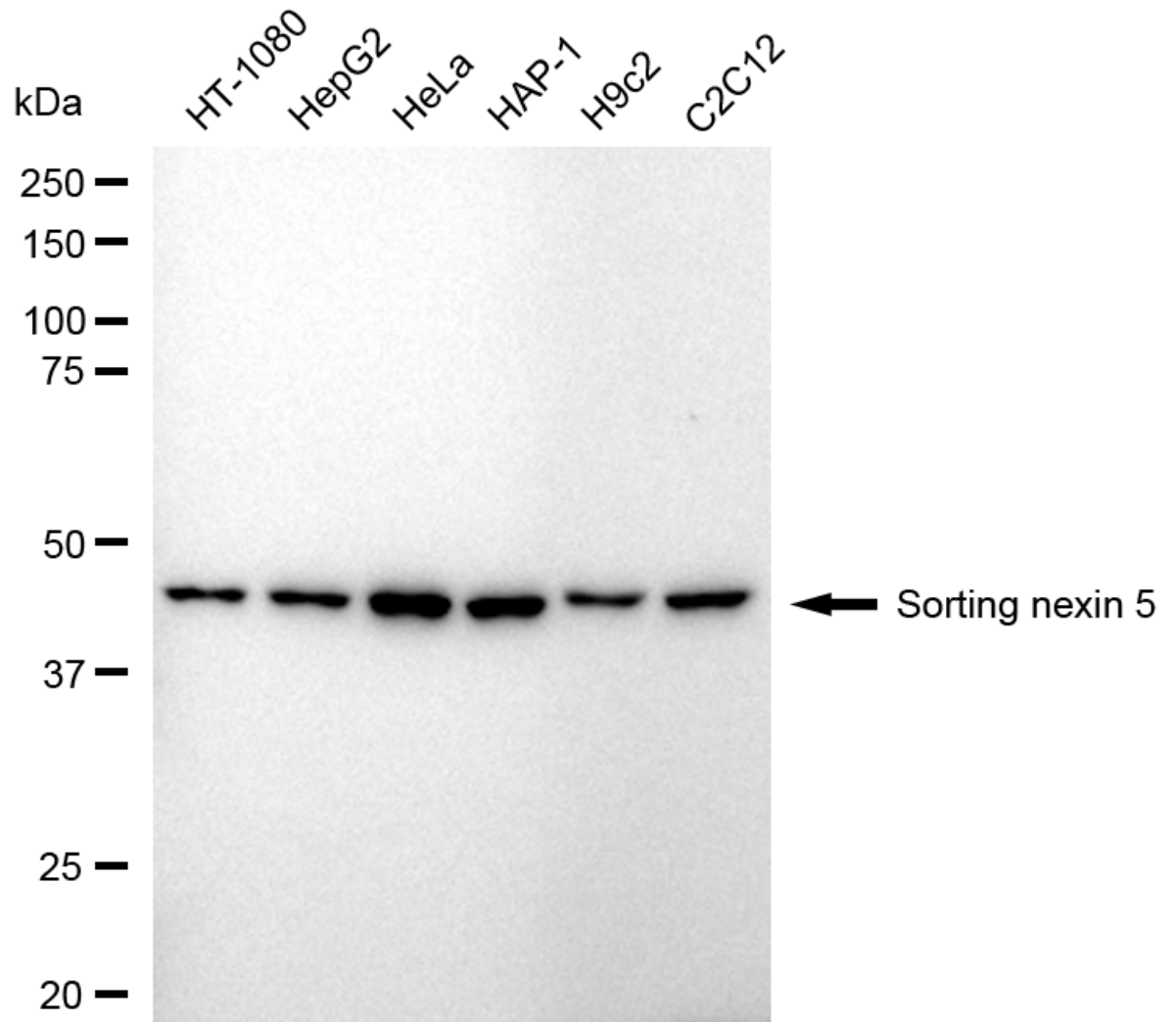
#### Protocols

For general and specific antibody protocols please visit our website. Read all instructions before using this product.

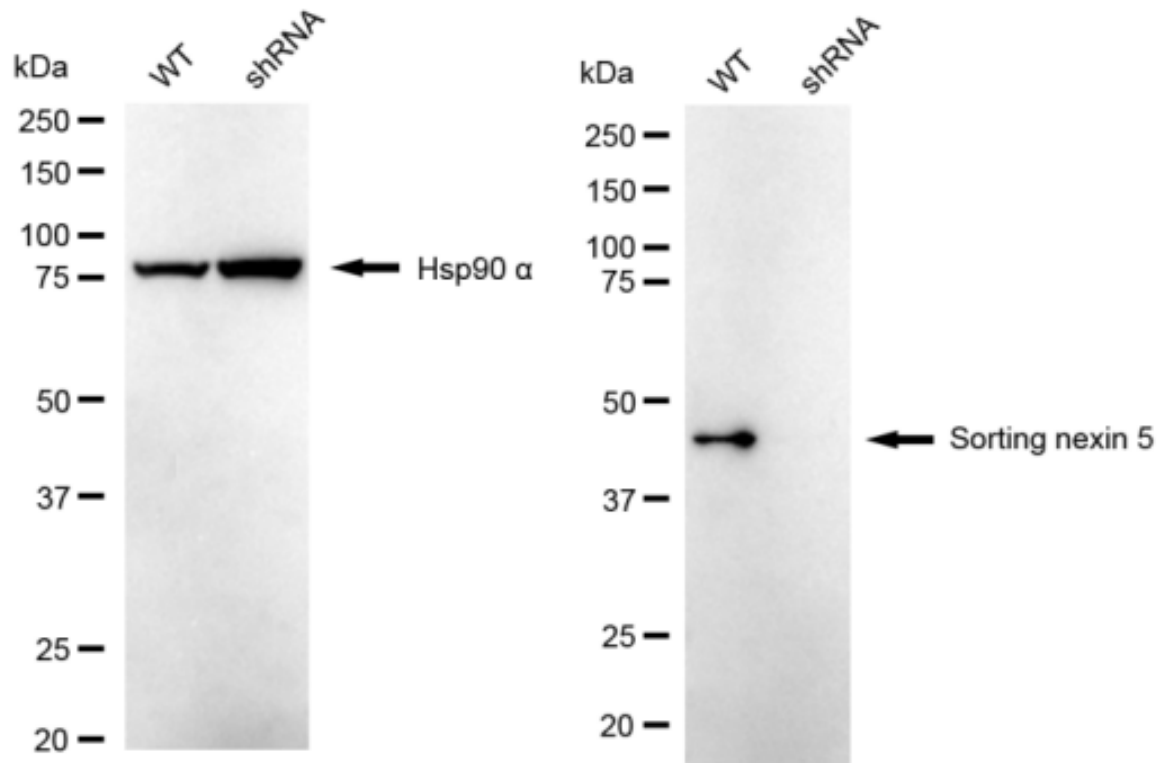


### Sorting nexin 5-Alexa Fluor<sup>®</sup> 647

Flow cytometric analysis of Sorting nexin 5 expression in HAP-1 cells using anti-Sorting nexin 5 antibody 1:2,000. Green, isotype control; red, Sorting nexin 5.



Western blotting analysis using anti-Sorting nexin 5 antibody 1:5,000 and HRP-conjugated goat anti-rabbit secondary antibody 1:20,000 respectively. Image was developed using FeQ™ ECL Substrate Kit .



Western blotting analysis using anti-Sorting nexin 5 antibody 1:5,000 and HRP-conjugated goat anti-rabbit secondary antibody 1:20,000 respectively. Image was developed using NaQ™ ECL Substrate Kit .