



SunLong Biotech Co.,LTD
Tel: 0086-571- 56623320 Fax:0086-571- 56623318
E-mail:sales@sunlongbiotech.com
www.sunlongbiotech.com

[KD-Validated] Anti-Sorting Nexin 4 Rabbit Monoclonal Antibody

Cat No.: KD-10827

Aliases:

SNX4; Sorting Nexin 4; ATG24B; Sorting Nexin-4

Background:

UniProt Entry: [O95219](#);NCBI Gene Entry: [8723](#)

Application Information

Molecular Weight: Predicted, 52 kDa, observed, 52 kDa Clonality: Rabbit monoclonal antibody Clone ID: 24GB2335 Species Reactivity: Human, Mouse, Rat Applications Tested: Western Blotting (WB), Flow Cytometry (FCM)

Immunogen

A synthesized peptide derived from human SNX4

Isotype

Rabbit IgG

Storage Buffer

Supplied in PBS (pH 7.4) containing 50% glycerol, and 0.02% sodium azide.

Storage

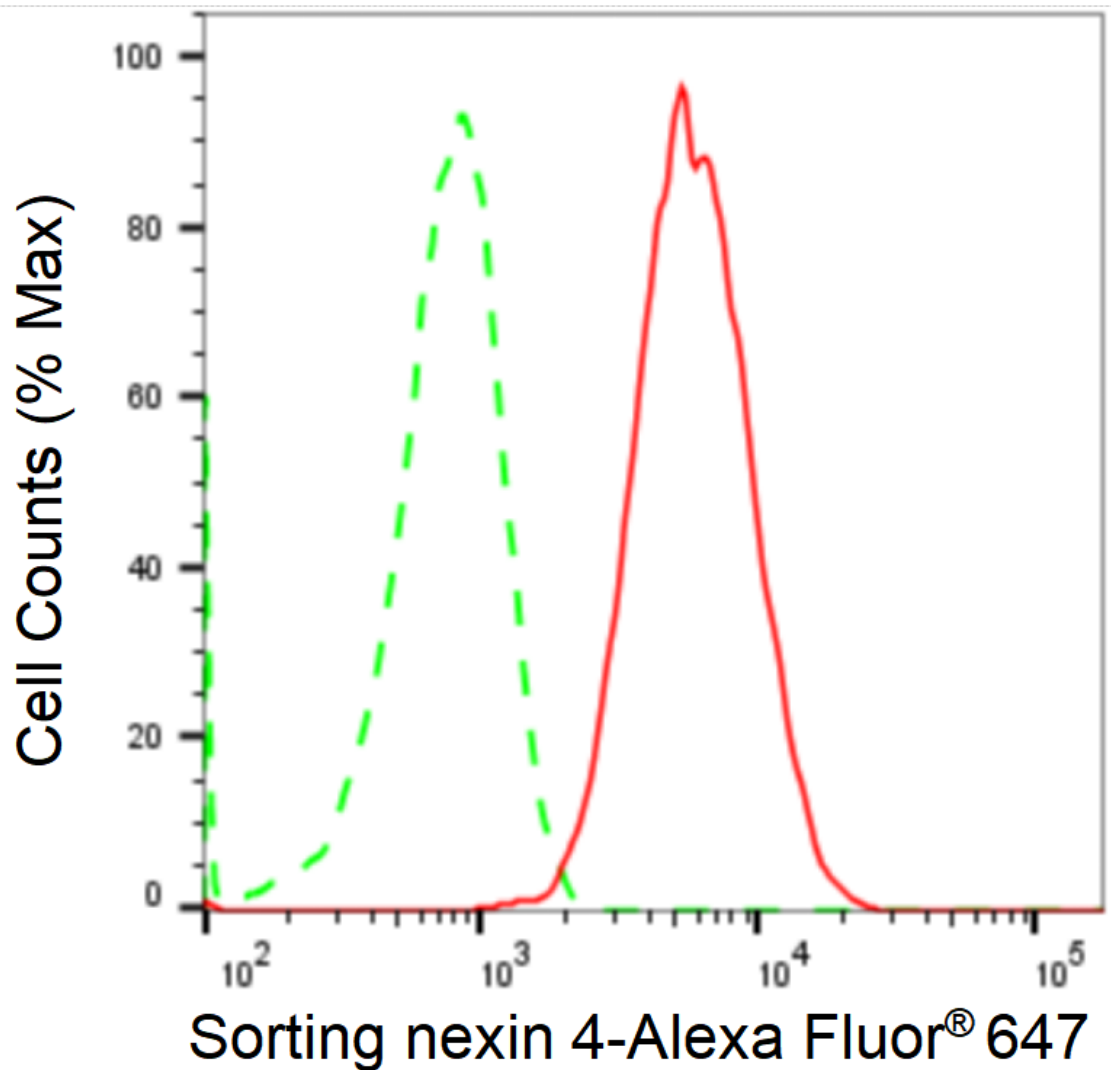
Store at -20 °C for one year.

Recommended Dilutions

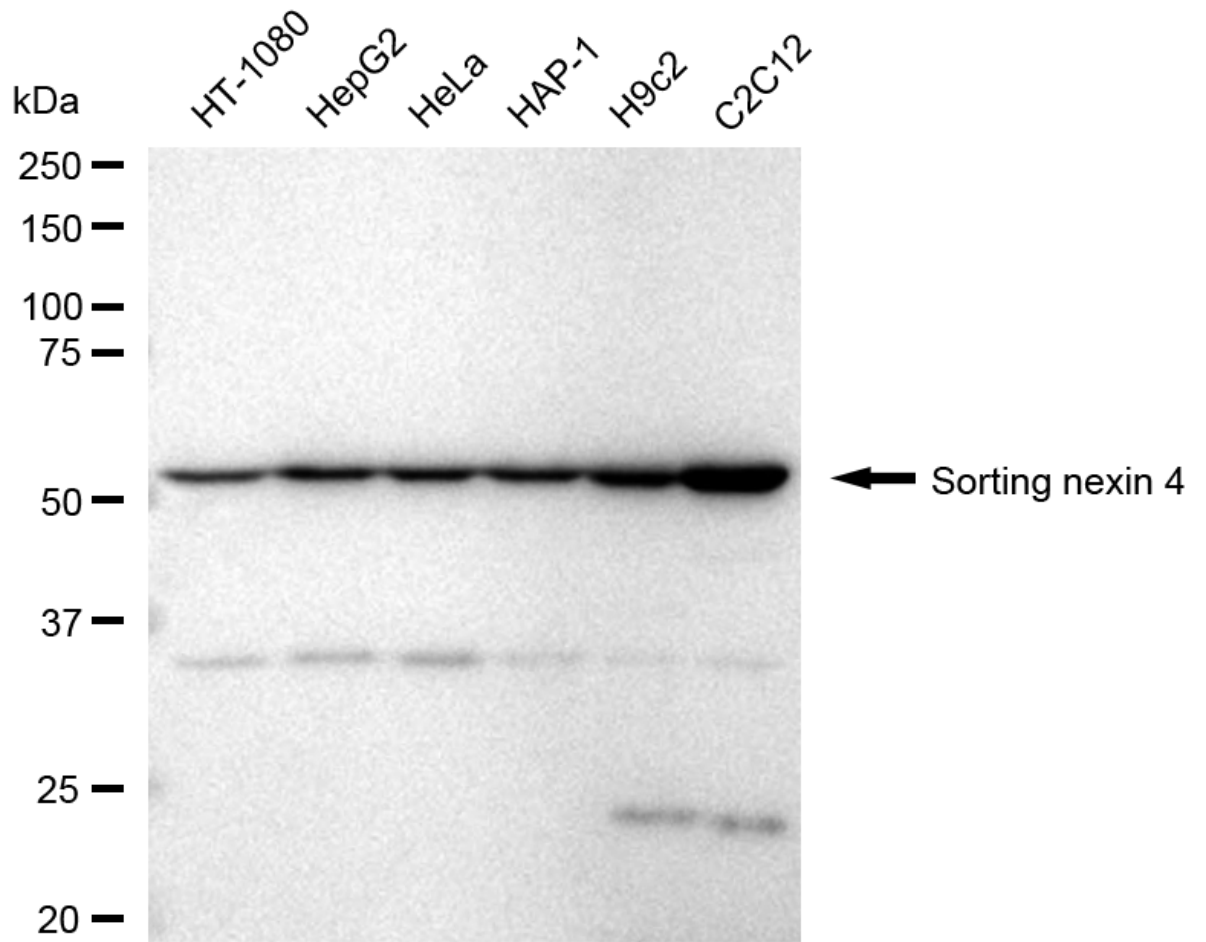
Western Blotting (WB): 1:1,000-1:5,000 Flow Cytometry (FCM): 1:2,000

Protocols

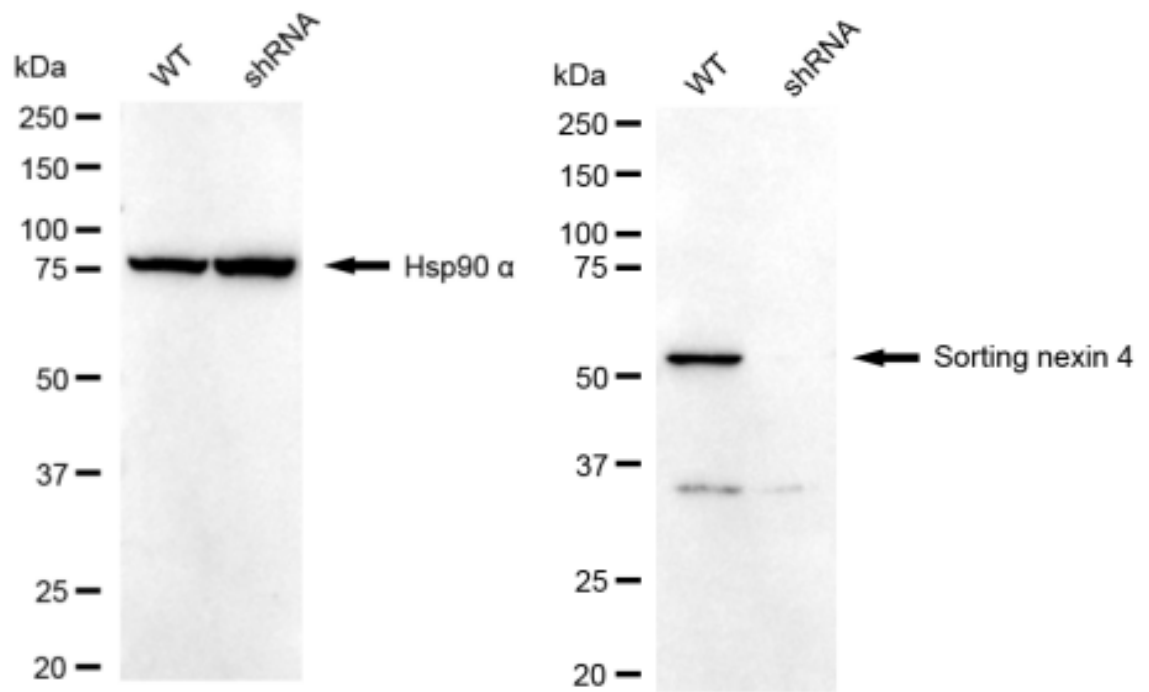
For general and specific antibody protocols please visit our website. Read all instructions before using this product.



Flow cytometric analysis of Sorting nexin 4 expression in C2C12 cells using anti-Sorting nexin 4 antibody 1:2,000. Green, isotype control; red, Sorting nexin 4.



Western blotting analysis using anti-sorting nexin 4 antibody 1:5,000 and HRP-conjugated goat anti-rabbit secondary antibody 1:20,000 respectively. Image was developed using FeQ™ ECL Substrate Kit .



Western blotting analysis using anti-Sorting nexin 4 antibody 1:5,000 and HRP-conjugated goat anti-rabbit secondary antibody 1:20,000 respectively. Image was developed using NaQ™ ECL Substrate Kit .