



SunLong Biotech Co.,LTD
Tel: 0086-571- 56623320 Fax:0086-571- 56623318
E-mail:sales@sunlongbiotech.com
www.sunlongbiotech.com

[KD-Validated] Anti-DSTN Rabbit Monoclonal Antibody

Cat No.: KD-10322

Aliases:

DSTN; Destrin, Actin Depolymerizing Factor; ACTDP; ADF; Actin-Depolymerizing Factor; Destrin; BA462D18.2 (Destrin (Actin Depolymerizing Factor ADF) (ACTDP)); Epididymis Secretory Sperm Binding Protein; Destrin (Actin Depolymerizing Factor); Epididymis Luminal Protein 32; BA462D18.2; HEL32; DSN

Background:

UniProt Entry: [P60981](#);NCBI Gene Entry: [11034](#)

Application Information

Molecular Weight: Predicted, 19 kDa, observed, 17 kDa Clonality: Rabbit monoclonal antibody Clone ID: 24GB5920 Species Reactivity: Human, Mouse, Rat Applications Tested: Western Blotting (WB), Flow Cytometry (FCM), Immunocytochemistry (IC)

Immunogen

A synthesized peptide derived from human Destrin

Isotype

Rabbit IgG

Storage Buffer

Supplied in PBS (pH 7.4) containing 50% glycerol, and 0.02% sodium azide.

Storage


Store at -20 °C for one year.

Recommended Dilutions

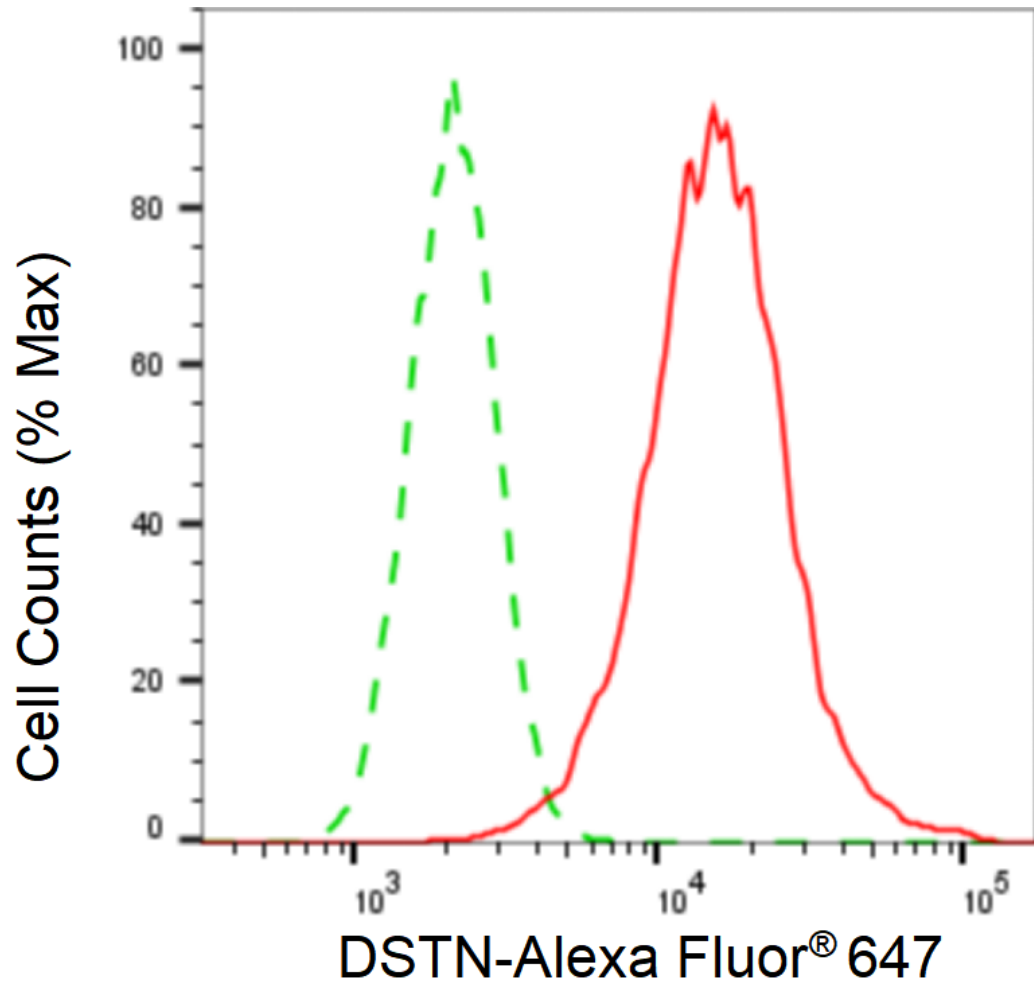
Western Blotting (WB): 1:1,000-1:5,000 Flow Cytometry (FCM): 1:2,000
Immunocytochemistry (IC): 1:1,000

Protocols

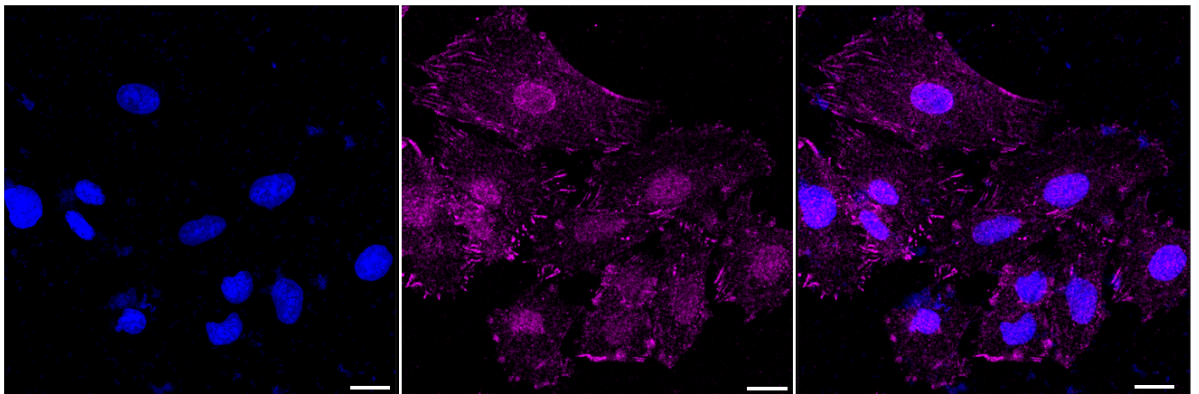
For general and specific antibody protocols please visit our website. Read all instructions before using this product.



Western blotting analysis using anti-DSTN antibody 1:5,000 and HRP-conjugated goat anti-rabbit secondary antibody 1:20,000 respectively. Image was developed using NaQ™ ECL Substrate Kit 1:5,000 and HRP-conjugated goat anti-rabbit secondary antibody 1:20,000 respectively. Image was developed using FeQ™ ECL Substrate Kit .



Flow cytometric analysis of DSTN expression in H9c2 cells using DSTN antibody 1:2,000. Green, isotype control; red, DSTN.



Immunocytochemical staining of H9c2 cells with anti-DSTN antibody 1:1,000. Nuclei were stained blue with DAPI; DSTN was stained magenta with Alexa Fluor® 647. Images were taken using Leica stellaris 5. Protein abundance based on laser Intensity and smart gain: Medium. Scale bar: 20 μ m.